

PROCEEDINGS




The 7th ASIAN CROP SCIENCE ASSOCIATION CONFERENCE

Improving food, energy and environment with better crops

IPB International Convention Center
Bogor, Indonesia, 27-30 September 2011



Research Center for Bioresources and Biotechnology
Bogor Agricultural University



ISBN: 978-602-17500-0-1

PROCEEDINGS

The 7th ASIAN CROP SCIENCE ASSOCIATION CONFERENCE

Improving food, energy, and environment with better crops

IPB International Convention Center
Bogor, Indonesia, 27-30 September 2011

Research Center for Bioresources and Biotechnology
Bogor Agricultural University
2013

Copyright:

This proceedings published by Research Center for Bioresources and Biotechnology,
Bogor Agricultural University

(Pusat Penelitian Sumberdaya Hayati dan Bioteknologi, Institut Pertanian Bogor)

Jln. Kamper, Gedung PAU Kampus IPB Darmaga, Bogor (16680), Indonesia.

ISBN: 978-602-17500-0-1

PROCEEDINGS

The 7th ASIAN CROP SCIENCE ASSOCIATION CONFERENCE

Improving food, energy, and environment with better crops

IPB International Convention Center
Bogor, Indonesia, 27-30 September 2011

Editors

Chief:

Suharsono

(Research Center for Bioresources and Biotechnology, Bogor Agricultural University)

Members:

Hiroshi Ehara

(Graduate School of Bioresources, Mie University, Japan)

Hayati Minarsih

(Indonesian Biotechnology Research of Estate Crops)

Komang G Wiryawan

(Faculty of Animal Sciences, Bogor Agricultural University)

Miftahuddin

(Faculty of Mathematics and Natural Sciences, Bogor Agricultural University)

Muhamad Yunus

(Indonesian Agency for Agricultural Research and Development, Ministry of Agriculture)

Tri Muji Ermayanti

(Research Center for Biotechnology, Indonesian Institute of Sciences)

Utut Widyastuti

(Research Center for Bioresources and Biotechnology, Bogor Agricultural University)

Technical Editor:

Noor F Mardatin

(Research Center for Bioresources and Biotechnology, Bogor Agricultural University)

Bogor, January 2013

Table of Content

	page
Foreword from the Chairman of Organizing Committee	v
Foreword from the Rector of Bogor Agricultural University	vi
Keynote Address	vii
Table of Content	xi

Invited speakers:

1. Improving Photosynthesis to Increase the Productivity of Crops (<i>Abstract</i>) (<i>Akiho Yokota</i>)	1
2. Impacts of Climate Change and Climate Variability on Productivity of Food Grain Crops (<i>Abstract</i>) (<i>PV Vara Prasad</i>)	2
3. The Plant Improvement of Tolerance to Oxidative Stresses (<i>Abstract</i>) (<i>Shigeru Shigeoka</i>)	3
4. Salt Resistance Mechanism of <i>Metroxylon sagu</i> , Starch-producing Palm (<i>Hiroshi Ehara, Wikanya Prathumyot, Hitoshi Naito</i>)	5
5. How to Increase Food Crop Productivity in Asia (<i>Abstract</i>) (<i>Narasimham Upadyayula</i>)	11
6. Biosynthesis of Nicotine as an Anti-insect Defense in Plants (<i>Abstract</i>) (<i>Takashi Hashimoto</i>)	12
7. Food Security and Agriculture Biotechnology Progress in Indonesia (<i>Abstract</i>) (<i>Tantono Subagyo, Fadlilla Dewi Rakhmawaty</i>)	13
8. 14-3-3 Proteins Act as Intracellular Receptors for Rice Hd3a Florigen (<i>Abstract</i>) (<i>Hiroyuki Tsuji, Ken-ichiro Taoka, Izuru Ohki, Kyoko Furuita, Kokoro Hayashi, Tomoko Yanase, Midori Yamaguchi, Chika Nakashima, Yekti Asih Purwestri, Shojiro Tamaki, Yuka Ogaki, Chihiro Shimada, Atsushi Nakagawa, Chojiro Kojima, Ko Shimamoto</i>)	14
9. Food Security and Sustainable Agriculture (<i>Abstract</i>) (<i>Paul PS Teng</i>)	15
10. Improvement of Oil Palm Productivity (<i>Abstract</i>) (<i>Tony Liwang</i>)	17

Concurrent Session and Poster Presentations:

Rice

1. Characterization of Water Availability, Management Practices and Grain Yield for Deepwater Rice in Northwest Cambodia
(*Nguyen T.B. Yen, Akihiko Kamoshita, Yuji Araki, Makara Ouk*) 19
2. Submergence Escape in *Oryza glaberrima* Steud.
(*Jun-Ichi Sakagami, Chiharu Sone, Naoyoshi Kawano*) 24
3. Toposequential Variation in Soil Fertility and Limiting Nutrient for Rice Growth in the White Volta Floodplain of Northern Ghana
(*Yasuhiro Tsujimoto, Yukiyo Yamamoto, Keiichi Hayashi, Alhassan I Zakaria, Yahaya Inusah, Tamao Hatta, Mathias Fosu, Jun-Ichi Sakagami*) 29
4. Varietal Differences of Rice (*Oryza sativa* L.) Genotypes for Aleurone Traits Contributing to Lipid Content
(*Ohn Mar Khin, Masao Sato, Tong Li-Tao, Yuji Matsue, Atsushi Yoshimura, Toshihiro Mochizuki*) 34
5. Development of New Cytoplasmic Male Sterile Lines with Good Flowering Behavior for Hybrid Rice Breeding
(*Indrastuti A Rumanti, Bambang S Purwoko, Iswari S Dewi, H Aswidinnoor*) 39
6. Genetic Analysis of Superior Double Haploid Rice Lines Developed from Anther Culture
(*Muhammad Syafii, Bambang S Purwoko, Iswari S Dewi*) 45
7. QTLs on Chromosome 12 Responsible for Expressing Root Plasticity under Transient Soil Moisture Fluctuation Stress in Rice
(*Jonathan M Niones, Yoshiaki Inukai, Akira Yamauchi*) 51
8. Yield and Related Traits in Two *Japonica* Rice Lines Carrying *Ur1* Gene
(*Stanis Malangen, Takumi Iwakura, Toru Hata, Takeshi Akaoka, Amol Dahal, Masayuki Murai*) 56
9. Oxidative Stress and its Relation to Radiation Use Efficiency in Rice Growing under Rainfed Condition in Northeast Thailand
(*Kohtaro Iseki, Koki Homma, Boonrat Jongdee*) 61
10. The Growth Characteristics of Some Varieties of Aceh's Local Rice (*Oryza sativa* L.) on Acid Soils
(*Elly Kesumawati, Erita Hayati, Muhafaz Zulusfitri*) 66
11. Effect of NPK Fertilizer and Biochar Applications on Growth and Yield of Irrigation Rice
(*Zaitun, Khairun Nisa, Sufardi, Chairunas, Anischan Gani, Peter Slavich, Malem McLeod*) 72

12. Effects of New Foliar-Application Fertilizer Containing 5-Aminolevulinic Acid on Yield Increase of Direct-Sowing Rice Plants (<i>Ryuji Yoshida, Keitaro Watanabe</i>)	76
13. Yield Stability Evaluation of Upland Rice Lines Obtained from Anther Culture (<i>Deni D Sulaeman, Bambang S Purwoko, Iswari S Dewi, Muhamad Syukur, Desta Wimas, Heni Safitri</i>)	80
14. Yield and Blast Resistance Evaluation of Upland Rice Lines with New Plant Type Characters (<i>Jose MA Ornai, Bambang S Purwoko, Desta Wimas, Iswari S Dewi, Heni Safitri</i>)	85
15. Functional Analysis of Drought-Induced OsLEA3 Promoter Isolated from Batutegi Rice Cultivar (<i>Agus Rachmat, Satya Nugroho, Bernadetta Rina Hastilestari, Kinasih Prayuni, Sudarsono</i>)	91
16. Evaluation of the Nutritional Environment for Rice in Cianjur, Indonesia, for Development of an Advanced Basin Model for Asia (<i>Koki Homma, Gunardi Sigit, Handarto, Masayasu Maki, Chiharu Hongo, Koshi Yoshida, Kazuo Oki, Hiroaki Shirakawa, Tatsuhiko Shiraiwa, Ritsuko Hara, Mitsuo Kambayashi, Yoshihiro Hirooka, Hiroki Iwamoto</i>)	96
17. The Nutritional Environment in Nonfertilized Rice Production and Its Effect on the Nutritional Quality of Brown Rice (<i>Ritsuko Hara, Koki Homma, Yoshihiro Hirooka, Mitsuo Kuwada, Tatsuhiko Shiraiwa</i>)	101
18. Effect of Slow Release Fertilizer on Yield and Yield Components in Chinese High-Yielding Rice Cultivars (<i>Toshiaki Kokubo, Akira Miyazaki, Tetsushi Yoshida, Yoshinori Yamamoto, Jing Ju, Yulong Wang</i>)	107
19. Drought Resistance of NERICA Compared with Asian Rice, African Rice and Millets in the Field with Different Fertilization Levels (<i>Michihiko Fujii, Seiji Ishihara, Ryohta Shinohara</i>)	113
20. Social Experiment of Volumetric Irrigation Fee Scheme: Case of Gravity Irrigation System in Bohol, the Philippines (<i>Shigeki Yokoyama, Kei Kajisa, Tatsuro Miyazaki</i>)	119
21. Ultraviolet-induced Fluorescence of Rice Leaf as Influenced by Nitrogen Application and Cultivars (<i>Mikio Sekinuma, Takehiro Natori, Futoshi Sasaki, Futoshi Kato, Naoto Inoue</i>) ...	125
22. Locus for Malate Secretion in Rice Chromosome 3 (<i>Miftahudin, Irfan Martiansyah, Dewi Indriyani Roslim, Tatik Chikmawati</i>)	130

Maize

1. Responses of Nutrient Efficient Maize Genotypes to Bio-fertilizer at Low Chemical Fertilizer Doses
(*Marlin Sefrila, Munandar, Renih Hayati, Sabaruddin*) 137

Cassava

1. Kinetin and Calcium Pantothenate Effects on Shoot Multiplication in *In Vitro* Cultured Cassava Var. Adira 2 and Adira 4
(*Nurul Khumaida, Sintho Wahyuning Ardie, Candra Catur Nugroho, Suwanto*) 141

Wheat

1. Wet Injury of Wheat in Upland Field Converted from Paddy Field in Japan
(*Kentaro Kawaguchi*) 147
2. Roles of Root System Development and Function in the Growth and Yield under Waterlogged Condition in Common Wheat
(*Tomohito Hayashi, Tomofumi Yoshida, Kiyoshi Fujii, Takako Tsuji, Yurie Okada, Eriko Hayashi, Akira Yamauchi*) 153

Sago

1. Growth and Physiological Responses of Sago Palm Against Aluminum Stress in Acidic Conditions
(*Ornprapa Anugoolprasert, Hiroshi Ehara, Shina kinoshita, Hitoshi Naito, Somchai Chakhatrakan*) 159
2. Transplanted Sucker Stem Growth in Sago Palm (*Metroxylon sagu* Rottb.) before Trunk Formation
(*Satoshi Nakamura, Keita Nabeya, Mutsumi Akama, Teiji Nakamura, Youji Nitta, Manabu Watanabe, Yusuke Goto*) 165

Soybean

1. Secondary Aerenchyma Formation and Root Growth Response of Soybean (*Glycine max*) Seedlings under Flooded Conditions
(*Toshihiro Mochizuki, Satomi Sakazono, Sayuri Kajihara, Satoshi Shimamura*) .. 169
2. Agronomical Performances of Soybean Cultivated under Saturated Soil Culture on Tidal Swamps
(*M Ghulamahdi, M Melati, S A Aziz, A Junaedi, Sahuri, Y Puspitasari, D Sagala*) . 175
3. Agronomic Performance of F7 Large Seed Soybean Breeding Lines in Medium Plains
(*Darman M Arsyad, Asadi*) 180
4. Organically Production of Soybean Supported by Fertilizers Residue under Saturated Soil Culture
(*Maya Melati, Kalimatul Jumro*) 185
5. Factors Causing the Soybean Yield Gaps between Japan and USA
(*Keisuke Katsura, Koki Homma, Yohei Kawasaki, Larry C Purcell, Randall L Nelson, Taiki Yoshihira, Tatsuhiko Shiraiwa*) 191

6. Photosynthetic Acclimation to Elevated CO ₂ in Soybean (<i>Mochamad Arief Soleh, Hai Yan, Tomohiro Konno, Makie Kokubun, Ryoji Sameshima</i>)	196
7. The Effect of Organic Materials and Decomposer on Soybean Growth and Production (<i>Sandra Arifin Aziz, Sri Ayu Dwi Lestari</i>)	200
8. Yield and Dry Matter Production of Japanese and US Soybean Cultivars under Drought Stress (<i>Yohei Kawasaki, Yu Tanaka, Keisuke Katsura, Tatsuhiko Shiraiwa</i>)	205
9. Selection of F4, F5 and F6 Soybean Breeding Lines for High Yield and Large Sees Size (<i>Darman M Arsyad, Asadi</i>)	209
10. Effect of Hydrogen Peroxide Spraying on Drought Stress in Soybean Plant (<i>Yushi Ishibashi, Haruka Yamaguchi, Takashi Yuasa, Mari Iwaya-Inoue, Susumu Arima, Shao-Hui Zheng</i>)	215
11. Productivity of Several Lines of Soybean in Majalengka, West Java, Indonesia (<i>Alia Astuti, Ence Darmono Jaya Supena, Suharsono</i>)	220
Beans	
1. Paclobutrazol Application Effectiveness on Growth of Two Peanut (<i>Arachis hypogaea</i> L.) Varieties (<i>Iskandar Lubis, Aries Kusumawati, Munif Ghulamahdi, Heni Purnamawati, Yudiwanti WE Kusumo, Ahmad Khozi Mansyuri, Sri Astuti Rais</i>)	225
2. Effect of Source or Sink Restriction on Flowering, Podding, and Yield Performance in Field-Grown Adzuki Bean (<i>Shinya Kasajima, Hirotake Itoh, Yasuo Nakamaru, Hozumi Yoshida, Hitoshi Sato</i>)	230
Bio-oil	
1. Analysis of Genes Expressed during the Early Maturation of Sesame Seeds (<i>Motonobu Yoshida, Akihiro Kishikawa, Takayuki Nakano, Eiji Tanesaka</i>)	235
2. Effects of Different Seeding Dates on Pattern of Internode Length in Sorghum Variety 'Kazetachi' (<i>Akihiro Fujii, Satoshi Nakamura, Mitsuo Saito, Yusuke Goto</i>)	239
3. Pranajiwa as Raw Material for Bio-Oil (<i>Endang Yuniastuti, Susanti Indriya Wati</i>)	244
Vegetables	
1. Selection and Evaluation Characteristics of Six Candidate Varieties of Cucumber (<i>Cucumis sativus</i>) in the Dry Season Planting (<i>ST Rahayu, U Sumpena, Ali Asgar</i>)	249

2. Blue Light Induced the Stem Growth in Vegetable Water Spinach (<i>Futoshi Sasaki, Mikio Sekinuma, Futoshi Kato, Naoto Inoue</i>)	252
3. Effects of Genotypes and Storage Time on Quality Parameters of Chinese Flowering Cabbage (Caisim) Planted in Subang (<i>ST Rahayu, R Kirana</i>)	256
4. Influence of Organic Fertilizer on Growth and Vitamin E Content of Traditional Vegetable, <i>Codonopsis lanceolata</i> (<i>Futoshi Kato, Naoto Inoue, Seishi Yoshida</i>)	263
Potato and Tuber	
1. Review on the Effect of Postharvest Treatment on Potato Quality (<i>Ali Asgar</i>)	269
2. Perception, Attitude and Factors Influencing Household's Acceptance to Transgenic Late Blight Resistant Potatoes (<i>Asma Sembiring, Eri Sofiani</i>)	274
3. Relations Between the Amyloplast Sedimentation in Tubers and the Morphogenesis of Tubers in Yams (<i>Michio Kawasaki, Seito Hosokawa, Hayuru Yoshida, Kyoko Takahashi, Hiroki Suto</i>)	279
4. Optimalsing Potato Productivity in Sembalun Highlands, Nusa Tenggara Barat – Indonesia (<i>Baiq Nurul Hidayah, Sudjudi, Lia Hadiawati, Dwi Prptomio Sudjatmiko, Peter Dawson, Terry Hill, Julie M. Warren</i>)	282
Fruits and Flowers	
1. Transformation and Transient Ekspresion Analysis of L-HBsAg DNA in Fruits of <i>Musa acuminata</i> Colla cultivar 'Ambon Lumut' and 'Mas' using <i>Agrobacterium tumefaciens</i> (<i>Sony Suhandono, Lailatul B, Ernawati Giri R, Putri DU, Dina RR, Ima MZ</i>)	287
2. The Study and Early Evaluation of Resistance of Banana Accessions for Wilt Disease Caused by <i>Fusarium oxysporum</i> f.sp. <i>cubense</i> VCG 01213/16 (TR4) (<i>Agus Sutanto, Sudarsono, Dewi Sukma, Catur Hermanto</i>)	291
3. Response of Plant Roots to Drought Stress (<i>Atsushi Kato, Saki Hoshiyasu, Akiho Yokota, Kinya Akashi</i>)	296
4. Growth and Development Characteristics of <i>Hoya multiflora</i> Blume (<i>Sri Rahayu</i>)	300
5. Effects of High Water Table and Waterlogging on Sunflower Growth, Yield and Seed Quality (<i>Satoko Yasumoto, Yukari Terakado, Morio Matsuzaki</i>)	305
6. Population Genetics of <i>Hoya multiflora</i> at Sukamantri of Gunung Salak, West Java, Indonesia Based on Isozyme Analysis (<i>Sri Rahayu, Rochadi Abdulhadi</i>)	310

Spices

1. Endophytic Bacteria as an Alternative Agent for the Biological Control of Plant Parasitic Nematodes on Black Pepper
(**Abdul Munif, Rita Harni, Siswanto**) 315
2. The Effect of Organic and Inorganic Fertilizers on Growth and Yield of Red Ginger (*Zingiber officinale* Rosc.)
(**Rudiyanto, Tri Muji Ermayanti**) 319
3. Growth Analysis of Superior Clones of Temulawak (*Curcuma xanthorrhiza* Roxb.) Grown with Organic Fertilizers
(**Bambang Pujiasmanto, Samanhudi**) 324

Forage

1. Effect of Drought and Inoculation of Arbuscular Mycorrhizal Fungi in Enhancing Productivity and Tolerance Mechanism of Grasses
(**PDMH Karti, L Abdullah, J Nulik, Nurhayati, OR Nahak, S Nofyangtri**) 331
2. The Cooling Effect of Forage Crop, Kudzu (*Pueraria lobata*) Vine Covering over Livestock Buildings
(**Takuya Koyama, Mika Yoshinaga, Kei-ichiro Maeda, Akira Yamauchi**) 335
3. Effect of Weed Control Management on Herbage Yield and Quality in the Established Dwarf Napiergrass (*Pennisetum purpureum* Schumach)
(**Renny Fatmyah Utamy, Yasuyuki Ishii, Sachiko Idota, Lizah Khairani**) 340
4. Effect of Density of Mother Plants on Efficiency of Nursery Production in Dwarf Napiergrass (*Pennisetum purpureum* Schumach)
(**Asuka Yamano, Yasuyuki Ishii, Koutarou Mori, Renny F Utamy, Sachiko Idota**) . 345
5. Analysis of the Major Seed Storage Protein, 13S Globulin, in Common Buckwheat (*Fagopyrum esculentum* Moench)
(**Tomoyuki Katsube-Tanaka, Nadar Khan, Yusuke Takahashi, Mariko Nakagawa**) 349

Estate and Forest species

1. Isolation of *soc-tuf* Gene Encoding Chloroplast Elongation Factor Tu (EF - Tu) Protein from Sugarcane (*Saccharum officinarum*)
(**Dhika Amanda, Sony Suhandono**) 355
2. Endophyte Microbes from Oil Palm (*Elaeis guineensis*) Tissues and its Potential as a Biocontrol for *Ganoderma boninense* in vitro
(**Wisnu Adi Wicaksono, Rika Fithri Buana, Elizabeth Caroline Situmorang**) 360
3. Chitinase Activities of Oil Palm Root at Early Infection of Arbuscular Mycorrhizal Fungi
(**Happy Widiastuti**) 366
4. *In vitro* Test of Rhizosphere Chitinolytic Bacteria as a Biocontrol for *Ganoderma boninense*
(**Rika Fithri Buana, Wisnu Adi Wicaksono, Elizabeth C Situmorang**) 372

5. The Effect of Mulch, Trichoderma, and Arbuscular Mycorrhizal Fungi (AMF) Biofertilizer on the Growth of Oil Palm Seedlings Inoculated with Ganoderma (<i>Happy Widiastuti</i>)	377
6. The Use of RAPD Marker on Gambier's Breeding Program (<i>Hamda Fauza, Jamsari, Istino Ferita, Ade Noverta, Azmi Dhalimi, Ahmad Denian, Murdaningsih H Karmana</i>)	382
7. <i>Shorea leprosula</i> : the Most Commercial Trees to Improve: "Production-Natural Forest" Productivity (<i>Wahyudi, Indrawan A, Irdika Mansur, Prijanto Pamoengkas</i>)	387
8. Pathogenity Test of Two Isolates of Ganoderma on Sengon Seedlings (<i>Elis N Herliyana, Irfan K Putra, Darmono Taniwiryono, Hayati Minarsih</i>)	391
Pathogen	
1. A PCR-based Technique for Detection <i>Cylindrocarpon destructans</i> , the Causal Agent of Grapevine Black Foot Disease (<i>Raed A Haleem, Samir K Abdullah, Jaladet MS Jubrael</i>)	397
Photosynthesis	
1. Photosynthetic Light Reactions in C ₄ Photosynthesi (<i>Naoya Nakamura, Yuri Nakajima Munekage, Akiho Yokota</i>)	403
Environmental	
1. Heavy Metals Concentration in Irrigation Water, Soils and Fruit Vegetables in Coastal Area, Kota Bharu, Kelantan, Malaysia (<i>ER Aweng, M Karimah, Osuhaini</i>)	407
2. The Contribution of Agriculture in a Local Greenhouse Gas Turnover (<i>Arief Sabdo Yuwono</i>)	412
3. The Influence of Global Climate Indices on Rainfall Distribution Pattern and Its Impact on Crop Yield in Gunung Kidul, Yogyakarta, Indonesia (<i>Bayu D A Nugroho, Hiromitsu Kanno, Ryoji Sameshima, Hiroshi Fujii, Larry C.M. Lopez</i>)	418
Economy	
1. An Input-Output Analysis of the Economic Impact for Sustainable Rural Development in Wonogiri District, Indonesia (<i>Shintaro Kobayashi, Shigeki Yokoyama, Satoshi Uchida, Yoshiko Iizumi</i>)	423
2. Permutation Test in Evaluating the Significance of Plants in PLS-DA Model of Jamu Ingredients (<i>Farit Mochamad Afendi, Md. Altaf-Ul-Amin, Shigehiko Kanaya</i>)	429

Index of Authors	435
List of Organizing Committee	439
List of Participants	441
List of Organizers	453
Acknowledgements	455

Locus for Malate Secretion in Rice Chromosome 3

Miftahudin^{1*}, Irfan Martiansyah¹, Dewi Indriyani Roslim², Tatik Chikmawati¹

¹Department of Biology, Faculty of Mathematics and Natural Sciences, Bogor Agricultural University, Kampus IPB Darmaga, Bogor-Indonesia

²Department of Biology, Faculty of Mathematics and Natural Sciences, University of Riau Pekanbaru, Riau

*Corresponding author: miftahudinm@yahoo.com

Abstract

Aluminum (Al) toxicity is a major limiting factor of rice production in acid soil. One of the tolerance mechanisms of plant to Al stress is the secretion of malate from plant root. The objective of this research is to identify quantitative trait loci (QTL) in chromosome 3 that controls malate secretion from rice root during the period of Al stress. The research was conducted in laboratory and green house. An F₂ population derived from the cross between rice genotype Hawara Bunar and cultivar IR64 was used in this experiment. Analysis malate secretion was carried out based on enzymatic method. Rice simple sequence repeats from chromosome 3 were as molecular marker. The mapping and QTL analysis was performed using Mapmaker 3 and Mapmaker/QTL. The result showed that the malate secretion trait was normally distributed in the rice F₂ population indicating that the trait is polygenic trait. A QTL for malate secretion was identified in the short arm of rice chromosome 3 located in between markers RM545 and RM517.

Keywords: Aluminum stress, Chromosome 3, Rice, QTL

Introduction

In general, aluminum tolerance in plant is genetically controlled, and the diversity of this trait can be found inter and intra plant species, including the member of Gramineae (Aniol and Gustafson 1990). Aluminum tolerance mechanism in plant can be divided into two models (Kochian 1995, Matsumoto 2000). First, internal detoxification mechanism, which is the mechanism of plant cells that are able to detoxify Al in the cell through organic acid chelation (Ma et al 1998), vacuolar accumulation, protein detoxification, or reactive oxygen species reduction in the root cells (Ezaki et al 2000). Internal detoxification mechanism can also be achieved through activation of *calmodulin-independent NAD⁺ kinase* (Aniol, 1991).

In the second model, Al is excluded from root tip cells through excluding Al across plasma membrane, increasing rhizosphere pH, producing exudate or secreting organic acid (Taylor 1991, Kochian 1995). Among those external mechanisms, organic acid secretion from root cells, such as malate, citrate and oxalate, has been the most accepted mechanism. Organic acid secretion has an important role in Al tolerance mechanism in wheat, rye and maize (Ryan et al 1995, Li et al 2002, Pellet et al 1995), however the similar role has not been elucidated in rice.

Several researchers have shown that organic acid secretion is closely related to Al tolerance mechanism. However, the main factor that controlled organic acid secretion from root cells during Al stress is still unclear. The recent finding showed that over expression of malate transporter gene that isolated from wheat could increase Al tolerance in transgenic tobacco, but the gene could not increase Al tolerance in rice (Sasaki et al 2004).

This paper reported our research in identifying locus for malate secretion trait in rice using an F₂ population derived from a cross between an Indonesian local rice genotype that tolerant to Al and a rice variety IR64 that sensitive to Al. It is expected that the locus can be used to isolate the gene controlling malate secretion in rice.

Materials and Method

Plant Materials

Rice genotype Hawara Bunar (Al-tolerant parent) and cultivar IR64 (Al-sensitive parent), F1 plants and F2 population derived from a cross between Hawara Bunar and IR64 were used in this research.

Nutrient culture technique for aluminium stress treatment

A simple hydroponic technique was used to grow rice seedlings. Seeds were sterilized and soak in destilate water for 24 hours, and followed by germination for 48 hours. The seedlings with homogenous root length were put in sterfoamfloated on sterile minimal nutrient solution (Miftahudin et al. 2004) at pH 4.0 in 15 ml tube. A 15 ppm of Al in the form of $AlCl_3 \cdot 6H_2O$ was administered fro 24 hours. The seedlings were grown at room temperature in growth chamber with 12 hours light photoperiod.

Determination of malate secretion

Malate secretion was determined from F1 plants, 400 individual F2 population and both parents. Determination of malate secretion followed procedure as described by Delhaize et al. (1993). A 1.35 ml nutrient solution was sampled from each tube and was added with 1.5 ml buffer solution (0.4 M hydrazine and 0.5 M glycine, pH 9) and 0.1 ml 40 mM NAD. The reaction mixtures were then incubated at room temperature for 30-60 min. The absorbance of the mixture was measured using spectrophotometer at $\lambda = 340$ nm (absorbance 1). The mixture was then added with 5 μ L Malate Dehydrogenase (5 mg/mL, Sigma, USA), and the absorbance 2 was then measured. The difference between absorbance 1 and 2 indicated the amount of NADH produced and was used to calculate malate content of the solution as the following equation:

$$C = \frac{V \times M}{\epsilon \times d \times v \times 1000} \times \Delta A$$

Notes: C = Malate concentration (mg/l)

V = Volume Total (ml)

v = Sample Volume (ml)

M = Molecular Weight of Malate (g/mol)

d = Cuvette width (cm)

ϵ = Absorption coefficient of NADH at λ 340 nm = 6.3 (l/mmol.cm)

ΔA = the difference between absorbance 1 dan 2

Molecular marker analysis

The polymorphic SSR markers from rice chromosome 3 were applied to 300 individuals F2 population. The primers from those markers were used to amplify DNA. A 50 μ l PCR reaction mixture consist of 100 ng DNA, 100 mM Tris-Cl pH 8.0, 50 mM KCl, 2 mM $MgCl_2$, 0.2 mM dNTPs, 0.3-0.5 μ M tiap primer, and 1 U Taq DNA polimerase (NEB, USA) was made for each individual plant. PCR process were performed using thermocycler with the following condition: 1 cycle of 94°C for 5 minutes followed by temperature cycles of 94°C (35 second), 55°C (35 second), and 72°C (1 minutes, 45 second) for 35 cycles and finally one cycle of 72°C for 10 minutes. PCR products were analyzed using 2.5 - 3.0% superfine agarose gel electrophoresis in 0.5 x TBE (Tris-Borate-EDTA) buffer.

Distribution of Malate Secretion in F2 Population

Analysis of malate secretion in 400 individual F2 population showed normal distribution (Figure 2), which indicated that malate secretion character was multigenic controlled. It can be seen from the Figure 2 that the distribution curve rather skewed to the right and the secretion class failed to higher value than that both parents. This is suggested transgressive segregation phenomenon in this population. The average malate secretion of F2 population was also higher than that of Hawara Bunar.

When the malate secretion was grouped into two class of secretion based on the range of each parent malate secretion, malate secretion in F2 population followed monogenic inheritance. For individual F2 that secreted malate < 3 ppm, it was grouped into Al-sensitive plants, otherwise the plants were grouped into Al-tolerant plants. The Chi square test showed that the segregation fit to 3:1 ratio for Al-tolerant to Al-sensitive plants (Table1).

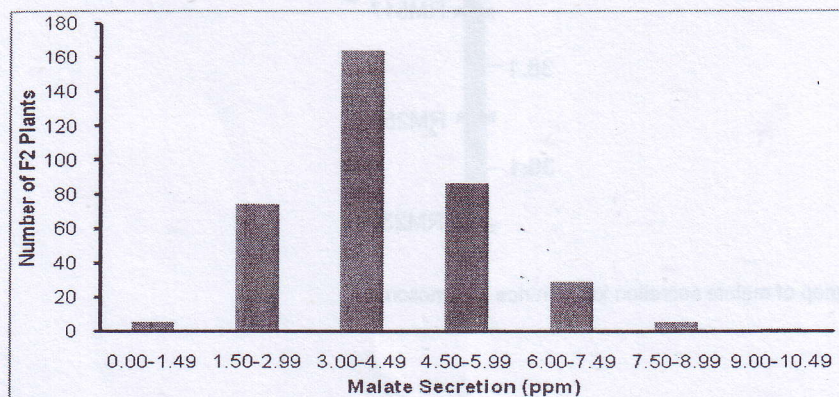


Figure 2. Distribution of malate secretion among individual F2 population.

Table 1. Chi square test for monogenic inheritance pattern of malate secretion in F2 population

Malate Secretion Class (ppm)	Number of Observed Plants	Number of Expected Plants (3:1)	Chi test
< 3.0	79	91	0.15
≥ 3.0	285	273	

Locus for malate secretion in rice chromosome 3

Analysis of genetic factor controlling malate secretion trait in rice was performed into two approaches. First, malate secretion trait was treated as polygenic trait based on the normal distribution of malate secretion in the F2 population, and second, malate secretion trait was treated as monogenic trait. The result showed that among the three chromosome that have been analyzed, which were chromosome 1, 2 and 3, the locus for malate secretion trait was only possibly found on chromosome 3. QTL analysis based on polygenic trait indicated the presence of the QTL in the short arm of chromosome 3 in the region between markers RM545 and RM517. However, the LOD score in that region maximum only 0.98, which was not enough to conclude that the QTL present in that region.

When analysis was performed based on monogenic trait, it was found that a locus for malate secretion trait present in the region with LOD 3.02. Genetic map of the rice chromosome 3 that harbored the locus for malate secretion trait contained five markers i.e. RM569, RM545, RM517, RM251, and RM232 with the total distance 131.8 cM (Figure 3). The locus for malate secretion trait was located in between marker RM545 and RM517 with the exact position at 4 cM

Genetic mapping and QTL identification

Segregation analysis of molecular marker in the F₂ population was performed using *Chi Square* test pada $\alpha = 0.05$. Genetic linkage and QTL analyses used MAPMAKERS/EXP ver 3.0 and MAPMAKERS/QTL ver 1.1, respectively.

Results and Discussion

Malate secretion in parent plants under Al stress

Malate secretion was analyzed from nutrient culture media that has been used for growing F₁, F₂ and both parent seedling under 72 hours Al stress. The result showed that the malate secretion was higher when the seedlings were Al stressed and the secretion increase as the period of stress increase (Figure 1 and 2). The Al stress at the level of 15 ppm could differentiate malate secretion level from both parents. In rice cv IR64, although malate secretion increase as the increase of stress period, there was no significant difference between malate secretion at 0 and 15 ppm of Al stress along the 72 hour period of stress. Conversely, there was significant difference of malate secretion along the 72 hours stress period between 0 and 15 ppm Al stress in Hawara Bunar. The significant increase of malate secretion occurred when the seedlings were Al-stressed at 15 ppm at 72 hours. Therefore, the Al stress level of 15 ppm for 72 hour stress duration was used for phenotyping the F₂ population. The result also showed that the average malate secretion from IR64, Hawara Bunar, F₁ and F₂ plants were 2.2, 3.8, 3.1 and 4.1 ppm, respectively.

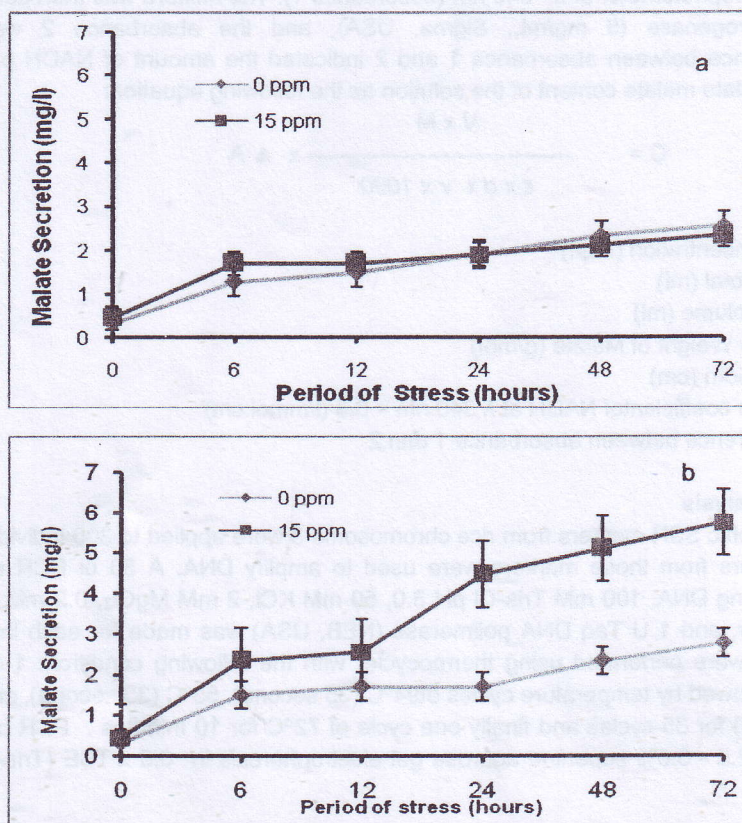


Figure 1. Malate secretion from, rice root cv IR64 (a) and Hawara Bunar (b) along the 72 hour period of Al stress.

from RM517 toward RM545. The result of this research was similar to Nguyen et al (2001) who found QTL position for Al tolerance loci in the short arm of rice chromosome 3, but the position is rather shifted to other region of the short arm. This difference was due to the different rice background used in both experiments.

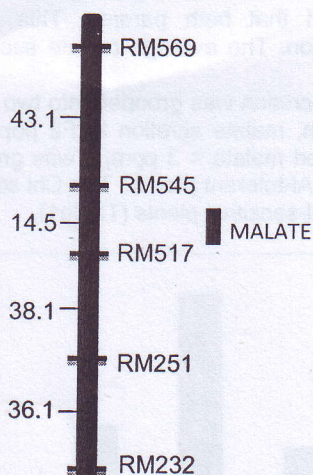


Figure 3. Genetic map of malate secretion locus in rice chromosome 3.

Conclusion

Rice secreted malate during the period of aluminum stress. Al tolerant rice genotype secreted malate more than that of Al-sensitive rice genotype. The secretion increased as the duration of stress increase. There was a locus controlling malate secretion located in the short arm of rice chromosome 3.

Acknowledgement

This research is supported by Basic Research Incentive Grant from Indonesian Ministry of Research and Technology Year 2009 granted to Dr. Miftahudin.

References

- Aniol A (1991) Genetics of acid tolerant plant. In Wright RJ, Baligar VC, Murrmann RP (eds) Plant-Soil Interactions at Low pH. Kluwer Acad Publ, Dordrecht, pp.1007-10017
- Aniol A, Gustafson JP (1990) Genetics of aluminum tolerance in agronomic plants. In Shaw AJ (ed) Heavy Metal Tolerance in Plants: Evolutionary Aspects. CRC Press, Boca Raton, Florida, pp.255-267
- Delhaize E, Ryan PR, Randall PJ (1993b) Aluminum tolerance in wheat (*Triticum aestivum* L.). II. Aluminum-stimulated excretion of malic acid from root apices. Plant Physiol 103:695-702
- Ezaki B, Gardner RC, Ezaki Y, Matsumoto H (2000) Expression of aluminum-induced genes in transgenic Arabidopsis plants can ameliorate aluminum stress and/or oxidative stress. Plant Physiol 122:657-665
- Kochian LV (1995) Cellular mechanisms of aluminum toxicity and resistance in plants. Annu Rev Plant Physiol Plant Mol Biol 46: 237-260
- Li XF, Ma JF, Matsumoto H (2002) Aluminum-induced secretion of both citrate and malate in rye. Plant and Soil 242:235-243
- Ma JF, Hiradate S, Matsumoto H (1998) High aluminum resistance in buckwheat. II. Oxalic acid detoxifies aluminum internally. Plant Physiol 117:753-759
- Matsumoto, H (2000) Cell biology of aluminum toxicity and tolerance in higher plants. Intl Rev Cytol 200:1-46

- Miftahudin, Scoles GJ, Gustafson JP (2004) Development of PCR-based codominant markers flanking the Alt3 gene in rye. *Genome* 47:231-238
- Nguyen VT, Burow MD, Nguyen HT, Le BT, Le TD, Peterson AH (2001) Molecular mapping of genes conferring aluminum tolerance in rice (*Oryza sativa* L.). *Theor Appl Genet* 102:1002-1010
- Pellet DM, Grunes DL, Kochian LV (1995) Organic acid exudation as an aluminum-tolerance mechanism in maize (*Zea mays* L) *Plant* 196:788-795
- Ryan PR, Delhaize E, Randall PJ (1995) Characterization of Al-stimulated efflux of malate from the apices of Al-tolerant wheat roots. *Planta* 196:103-110
- Taylor GJ (1991) Current views of the aluminum stress response: The physiological basis of tolerance. *Curr Topics Plant Biochem Physiol* 10:57-93

-- back to Table of Content --