

Pelatihan Penulisan Artikel Ilmiah Internasional

# Pendaftaran Artikel Ilmiah *Online*

Deni Noviana

Direktorat Riset dan Kajian Strategis  
Institut Pertanian Bogor, 1 Mei 2009

# Publishers of Journals

## University Presses:

- Oxford University Press, Cambridge
- University Press

## Learned Societies:

- American Chemical Society

## Commercial Publishers:

- Elsevier, Wolter Kluwer, John Wiley,
- Blackwell, Sage, Taylor & Francis, World
- Scientific, Hindawi Publishing

# Two Separate e-Functions (e-Journal)

## ONLINE SUBMISSION SYSTEM

- ◉ Manuscript evaluation and selection

## E-JOURNAL PUBLISHING

- ◉ Text preparation and formatting
- ◉ Distribution, promotion, and sales
- ◉ Preservation

***Our Focus: Online Submission System***

# Online Submission System

- ◉ Web-based submission by authors to journals
- ◉ Referee selection for editors
- ◉ Online refereeing
- ◉ Managing the workflow during peer review
- ◉ Extensive Reporting
- ◉ Automatic handover of accepted manuscript files to Production
- ◉ Completely web-based
- ◉ No software is required at the client's site

# MAJOR OSS COMMERCIAL

## EDITORIAL MANAGER

- Used by main publishers such as Blackwell, Elsevier, Wiley, Taylor & Francis, Sage, World Scientific, Oxford, as well as major societies

## OPEN SOURCE

- **Open Journal System** : Used mainly by smaller university journals

## OTHERS

- Elsevier Asia Gateway, Airlangga University
- Journal System: Custom made Online Submission

# Contoh

- Online Submission System in Blackwell
- URL: [www.blackwellpublishing.com/vru](http://www.blackwellpublishing.com/vru)
- (Journal of Veterinary Radiology and Ultrasound)

## Books

### Books Menu

- Books Home
- Author Information
- Blackwell Reference Online
- Exam Copy Policy
- Customer Services
- Information about ISBNs
- Rights & Permissions
- Blackwell E-Alerts
- Books by Series

### All you need to know about Blackwell Publishing's books

#### Search for a book

By Title, Author or ISBN

[Advanced search](#)

#### Browse our books by subject

##### Arts & Humanities

[Classical Studies](#), [Language And Linguistics](#), [Literature](#), [Philosophy](#), [Theology And Religion](#).

##### Business, Economics, Finance & Accounting

[Accounting And Taxation](#), [Banking And Finance](#), [Business & Management](#), [Economics](#).

##### Construction, Property, Engineering & Technology

[Architecture](#), [Planning & Property](#), [Aviation & Flight Engineering](#), [Computing](#), [Construction](#), [Engineering](#).

##### Law & Criminology

[Criminology](#), [Law](#).

##### Life & Physical Sciences

[Astronomy & Astrophysics](#), [Biogeography](#), [Cell & Molecular Biology](#), [Chemistry](#), [Developmental Biology](#), [Earth Sciences & Physical Geography](#), [Ecology](#), [Evolution & Organismal Biology](#), [Environmental Science](#), [Food Science & Technology](#), [Genetics](#), [Human Anatomy & Physiology](#), [Materials Science](#), [Microbiology](#), [Microscopy](#), [Neuroscience & Neurology](#), [Plant Science](#).

##### Mathematics & Statistics

[Mathematics](#), [Statistics](#).

##### Medicine

[Allergy](#), [Clinical Immunology And Respiratory Medicine](#), [Allied Health](#), [Anesthesia Intensive Care & Pain Medicine](#), [Basic Medical Sciences](#), [Cardiovascular Medicine](#), [Dentistry](#), [Dermatology](#), [Emergency Medicine](#), [Endocrinology](#), [Epidemiology](#), [Public Health & Statistics](#), [Evidence Based Medicine](#), [Family Practice](#), [Gastroenterology](#), [General & Internal Medicine](#), [Geriatric Medicine](#), [Hematology](#), [Infectious Disease & Microbiology](#), [Medical Research](#), [Writing & Careers](#), [Neurology & Neuroscience](#), [Obstetrics & Gynecology](#), [Oncology & Radiotherapy](#), [Ophthalmology & Optometry](#), [Pediatrics](#), [Pharmacology](#), [Physician Assistant](#), [Psychiatry](#), [Radiology & Imaging](#), [Renal Medicine](#), [Sports Medicine & Science](#), [Surgery And Surgical Specialities](#), [Transplantation](#), [Uk Medical Student/junior Doctor](#), [Urology](#).





## ABOUT US

[Home](#) / [About Us](#) / Journals

About Wiley InterScience

Wiley Online Products

For Librarians

For Authors

For Societies

For Individuals

Access Options

Training Resources

Contact Us

## Journals

**Wiley InterScience** now hosts over hosts over 1400 journals, including all titles formerly offered on Blackwell Synergy. This extensive archive makes **Wiley InterScience** one of the world's premiere web portals for scientific, technical, medical, and scholarly content.

Table of contents and article abstracts are freely available online for all journals. Access to full-text articles and references is generally restricted to licensed subscriber or pay-per-view customers—however many journals offer open access to select sponsored or backfile content.

### See also:

[Journal Ordering Payment & Tax Info](#)

[Wiley-Blackwell Transition Information for Library Customers](#)

[Recently Published Issues from Blackwell Publishing](#)

- ▶ HOME
- ▶ ABOUT US
- ▶ CONTACT US
- ▶ HELP

SEARCH ☒ All Content  
☐ Publication Titles

[Advanced Search](#)  
[CrossRef / Google Search](#)  
[Acronym Finder](#)

## Wiley InterScience Title Lists

DOWNLOAD SPREADSHEETS  
[Wiley-Blackwell Journals 2009](#)



with Titles | ISSNs | URLs | Subjects  
Transfers | Cessations | Notes  
• [View Collection Lists Only](#)

[2009 Journals Price List](#)  
A-Z list | FTE Prices | Databases

[Wiley-Blackwell Journal Backfiles](#)

## Non-Journal Products Title Lists with Pricing

[OnlineBooks](#)  
[Online Reference Works](#)  
[Databases](#)  
[Current Protocols](#)

## Journals on Wiley InterScience are grouped under these main subject areas:

- [Business, Economics, Finance and Accounting](#)
- [Chemistry](#)
- [Earth and Environmental Science](#)
- [Education](#)
- [Engineering](#)
- [Humanities and Social Sciences](#)
- [Information Science and Computing](#)
- [Law and Criminology](#)
- [Life Sciences](#)
- [Mathematics and Statistics](#)
- [Medical, Veterinary and Health Sciences](#)
- [Physics and Astronomy](#)
- [Polymers and Materials Science](#)
- [Psychology](#)

[View ALL online Journals](#)

## Journal Content Special Features

EarlyView®

MobileEdition®

Wiley InterScience





## DISCOVER SOMETHING GREAT

Access some of the finest full text journals, reference works, books, and databases from around the globe. It's just what you need to make some important discoveries of your own.

- ▶ ABOUT US
- ▶ VIEW DEMO
- ▶ CONTACT US
- ▶ HELP

Access your saved titles, articles, queries and alerts in My Profile.  
**LOGIN**

**PASSWORD**

☐ Remember Me

**Go**

[Register](#) | [Forgot password?](#)  
[Athens Login](#) | [Institutional Login](#)

### SEARCH

To search across all articles, chapters or protocols - select **All Content**. If you are looking for a specific publication (e.g., journal, book, database), select the **Publication Title** option.

- ☒ All Content  
☐ Publication Titles

**Go**

[Advanced Search](#)  
[CrossRef / Google Search](#)  
[Acronym Finder](#)

### BROWSE BY SUBJECT AREA

- [Business, Economics, Finance and Accounting](#)
- [Chemistry](#)
- [Earth and Environmental Science](#)
- [Education](#)
- [Engineering](#)
- [Humanities and Social Sciences](#)
- [Information Science and Computing](#)
- [Law and Criminology](#)
- [Life Sciences](#)
- [Mathematics and Statistics](#)
- [Medical, Veterinary and Health Sciences](#)
- [Physics and Astronomy](#)
- [Polymers and Materials Science](#)
- [Psychology](#)

### BROWSE BY PRODUCT TYPE

- [Journals](#) ◦ [Online Books](#) ◦ [Reference Works](#) ◦ [Databases](#) ◦ [Current Protocols](#) ◦ [Collections](#)

### ▶ SERVICES FOR LIBRARIANS

### ▶ FOR AUTHORS

### ▶ FOR RESEARCHERS

**WILEY-BLACKWELL**  
**New Journals**

Register for free  
online access in 2009



### Wiley-Blackwell Library Newsletter

For the latest Products and Services from Wiley-Blackwell

▶ **RSS FEED FOR NEWSLETTER**

[About Wiley InterScience](#) | [About Wiley](#) | [Privacy](#) | [Terms & Conditions](#)

Copyright © 1999-2009 [John Wiley & Sons, Inc.](#) All Rights Reserved.

**BROWSE BY CATEGORY**

- [Allergy and Respiratory Medicine](#)
- [Anesthesia, Intensive Care and Pain Medicine](#)
- [Audiology](#)
- [Cardiology and Cardiovascular Medicine](#)
- [Clinical Microbiology](#)
- [Dentistry](#)
- [Dermatology](#)
- [Emergency Medicine and Trauma](#)
- [Endocrinology and Diabetes](#)
- [Epidemiology, Public Health and Statistics](#)
- [Evidence-based Medicine](#)
- [Gastroenterology & Hepatology](#)
- [Geriatric Medicine](#)
- [Health and Social Care](#)
- [Hematology](#)
- [Imaging](#)
- [Immunology](#)
- [Intellectual Disability](#)
- [Medicine \(general\)](#)
- [Mental Health](#)
- [Neurology](#)

- [Nursing](#)
- [Nutrition and Dietetics](#)
- [Obstetrics and Gynecology](#)
- [Occupational Therapy](#)
- [Oncology and Radiotherapy](#)
- [Ophthalmology and Optometry](#)
- [Oral and Maxillofacial Surgery](#)
- [Oral Pathology](#)
- [Otolaryngology](#)
- [Pathology and Laboratory Medicine](#)
- [Pediatrics](#)
- [Pharmacology](#)
- [Psychiatry](#)
- [Public Health/General](#)
- [Renal Medicine](#)
- [Rheumatology](#)
- [Surgery](#)
- [Transplantation](#)
- [Urology](#)
- [Veterinary Medicine](#)

**BROWSE BY PRODUCT TYPE**

- [Journals](#)
- [Online Books](#)
- [Reference Works](#)
- [Databases](#)
- [Current Protocols](#)

**IN THE NEWS**

**Wiley Authors Win Nobel Prize in Physiology or Medicine for 2008**

Hoboken, N.J., October 7, 2008 — John Wiley & Sons, Inc. is pleased to announce that the Nobel Assembly at Karolinska Institutet has awarded the Nobel Prize in Physiology or Medicine for 2008 to Prof. Harald zur Hausen and jointly to Prof. Françoise Barré-Sinoussi and Prof. Luc Montagnier.

"We are honored that all three Nobel laureates are part of our publishing community. We congratulate Prof. Harald zur Hausen, Prof. Françoise Barré-Sinoussi and Prof. Luc Montagnier for this recognition of their lifetime achievements which have changed the course of science and medicine, as well as the lives of human beings," said Mike Davis, Vice President and Managing Director, Life Sciences.



Prof. Harald zur Hausen, of Germany, receives the Nobel Prize in Physiology or Medicine for his studies of human papilloma viruses causing cervical cancer. He is Editor-in-Chief of the [International Journal of Cancer](#), has contributed several articles to Wiley-Blackwell journals, and is the book author of [Infections](#)



- ▶ HOME
- ▶ ABOUT US
- ▶ CONTACT US
- ▶ HELP

**SEARCH WILEY INTERSCIENCE**

- ☒ All Content
- ☐ Publication Titles

- [Advanced Search](#)
- [CrossRef / Google Search](#)
- [Acronym Finder](#)

**TOP ARTICLES**

**Top 10 Articles in Hospital Medicine**

What's Everyone Reading?

Journal of  
**HOSPITAL  
MEDICINE**  
An Official Publication of the Society of Hospital Medicine



[Read Now!](#)

**IN THE NEWS**

[Read the LABA article on Scientific American](#)



**Evidence-Based  
Child Health: A  
Cochrane Review  
Journal**

## Veterinary Medicine

**See also:** [Allergy and Respiratory Medicine](#) | [Anesthesia, Intensive Care and Pain Medicine](#) | [Audiology](#) | [Cardiology and Cardiovascular Medicine](#) | [Clinical Microbiology](#) | [Dentistry](#) | [Dermatology](#) | [Emergency Medicine and Trauma](#) | [Endocrinology and Diabetes](#) | [Epidemiology, Public Health and Statistics](#) | [Evidence-based Medicine](#) | [Gastroenterology & Hepatology](#) | [Geriatric Medicine](#) | [Health and Social Care](#) | [Hematology](#) | [Imaging](#) | [Immunology](#) | [Intellectual Disability](#) | [Medicine \(general\)](#) | [Mental Health](#) | [Neurology](#) | [Nursing](#) | [Nutrition and Dietetics](#) | [Obstetrics and Gynecology](#) | [Occupational Therapy](#) | [Oncology and Radiotherapy](#) | [Ophthalmology and Optometry](#) | [Oral and Maxillofacial Surgery](#) | [Oral Pathology](#) | [Otolaryngology](#) | [Pathology and Laboratory Medicine](#) | [Pediatrics](#) | [Pharmacology](#) | [Psychiatry](#) | [Public Health/General](#) | [Renal Medicine](#) | [Rheumatology](#) | [Surgery](#) | [Transplantation](#) | [Urology](#)

### Refine Listing By:

ALL | [Journals](#) | [Online Books](#) | [Reference Works](#) | [Databases](#) | [Current Protocols](#)

ALL [A](#) [B](#) [C](#) [D](#) [E](#) [F](#) [G](#) [H](#) [I](#) [J](#) [K](#) [L](#) [M](#) [N](#) [O](#) [P](#) [Q](#) [R](#) [S](#) [T](#) [U](#) [V](#) [W](#) [X](#) [Y](#) [Z](#)

There are 142 Titles in Veterinary Medicine

View: [1 - 25](#) | [26 - 50](#) | [51 - 75](#) | [76 - 100](#) | [Next >](#)

<a href="#">Alternative Health Practices for Livestock</a>	Online Book
<a href="#">Anaesthesia for Veterinary Nurses</a>	Online Book
<a href="#">Anatomia, Histologia, Embryologia</a>	Journal
<a href="#">Animal Disease Surveillance and Survey Systems</a>	Online Book
<a href="#">Animal Physiotherapy: Assessment, Treatment and Rehabilitation of Animals</a>	Online Book
<a href="#">Animal Science Journal</a>	Journal
<a href="#">Animal Welfare: Limping Towards Eden: A practical approach to redressing the problem of our dominion over the animals</a>	Online Book
<a href="#">An Atlas of Interpretative Radiographic Anatomy of the Dog &amp; Cat</a>	Online Book
<a href="#">Australian Veterinary Journal</a>	Journal
<a href="#">Avian Influenza</a>	Online Book
<a href="#">Biology, Medicine, and Surgery of Elephants</a>	Online Book
<a href="#">Biology, Medicine, and Surgery of South American Wild Animals</a>	Online Book
<a href="#">Birds of Prey: Health &amp; Disease (Third Edition)</a>	Online Book
<a href="#">Bovine Surgery and Lameness (Second Edition)</a>	Online Book
<a href="#">Bovine Viral Diarrhea Virus</a>	Online Book

- [HOME](#)
- [ABOUT US](#)
- [CONTACT US](#)
- [HELP](#)

### SEARCH WILEY INTERSCIENCE

- ☒ All Content
- ☐ Publication Titles

- [Advanced Search](#)
- [CrossRef / Google Search](#)
- [Acronym Finder](#)

Receive  
**FREE CONTENT ALERTS**  
to your favorite  
Veterinary journals!



## MEDICAL, VETERINARY AND HEALTH SCIENCES

Home / Medical, Veterinary and Health Sciences / Veterinary Medicine

### Veterinary Medicine

**See also:** [Allergy and Respiratory Medicine](#) | [Anesthesia, Intensive Care and Pain Medicine](#) | [Audiology](#) | [Cardiology and Cardiovascular Medicine](#) | [Clinical Microbiology](#) | [Dentistry](#) | [Dermatology](#) | [Emergency Medicine and Trauma](#) | [Endocrinology and Diabetes](#) | [Epidemiology, Public Health and Statistics](#) | [Evidence-based Medicine](#) | [Gastroenterology & Hepatology](#) | [Geriatric Medicine](#) | [Health and Social Care](#) | [Hematology](#) | [Imaging](#) | [Immunology](#) | [Intellectual Disability](#) | [Medicine \(general\)](#) | [Mental Health](#) | [Neurology](#) | [Nursing](#) | [Nutrition and Dietetics](#) | [Obstetrics and Gynecology](#) | [Occupational Therapy](#) | [Oncology and Radiotherapy](#) | [Ophthalmology and Optometry](#) | [Oral and Maxillofacial Surgery](#) | [Oral Pathology](#) | [Otolaryngology](#) | [Pathology and Laboratory Medicine](#) | [Pediatrics](#) | [Pharmacology](#) | [Psychiatry](#) | [Public Health/General](#) | [Renal Medicine](#) | [Rheumatology](#) | [Surgery](#) | [Transplantation](#) | [Urology](#)

#### Refine Listing By:

ALL | [Journals](#) | [Online Books](#) | [Reference Works](#) | [Databases](#) | [Current Protocols](#)

ALL [A](#) [B](#) [C](#) [D](#) [E](#) [F](#) [G](#) [H](#) [I](#) [J](#) [K](#) [L](#) [M](#) [N](#) [O](#) [P](#) [Q](#) [R](#) [S](#) [T](#) [U](#) [V](#) [W](#) [X](#) [Y](#) [Z](#)

There are 16 Titles in Veterinary Medicine beginning with V

View: 1 - 16

<a href="#">Veterinary Anaesthesia and Analgesia</a>	Journal
<a href="#">Veterinary Clinical Pathology</a>	Journal
<a href="#">Veterinary Comparative Hematopathology</a>	Online Book
<a href="#">Veterinary and Comparative Oncology</a>	Journal
<a href="#">Veterinary Dermatology</a>	Journal
<a href="#">Veterinary Ectoparasites: Biology, Pathology and Control (Second Edition)</a>	Online Book
<a href="#">Veterinary Forensics</a>	Online Book
<a href="#">Veterinary Laboratory Medicine (Second Edition)</a>	Online Book
<a href="#">Veterinary Laser Surgery</a>	Online Book
<a href="#">Veterinary Nursing of Exotic Pets</a>	Online Book
<a href="#">Veterinary Ophthalmology</a>	Journal
<a href="#">Veterinary Practice Management (Third Edition)</a>	Online Book
<a href="#">Veterinary Psychopharmacology</a>	Online Book
<a href="#">Veterinary Radiology &amp; Ultrasound</a>	Journal
<a href="#">Veterinary Surgery</a>	Journal
<a href="#">Vitamins in Animal and Human Nutrition (Second Edition)</a>	Online Book

#### SEARCH WILEY INTERSCIENCE

- ☒ All Content  
☐ Publication Titles

- ☒ [Advanced Search](#)  
☒ [CrossRef / Google Search](#)  
☒ [Acronym Finder](#)

Receive  
**FREE CONTENT ALERTS**  
to your favorite  
Veterinary journals!





HOME

SUBJECTS

ABOUT WILEY

CART | MY ACCOUNT | CONTACT US | HELP

Search Keyword, Title, Author, ISBN, ISSN

SEARCH

HOME / VETERINARY MEDICINE & AGRICULTURE / VETERINARY MEDICINE / GENERAL & INTRODUCTORY VETERINARY MEDICINE /

WILEY-BLACKWELL



## Veterinary Radiology & Ultrasound



### Journal Menu

- Journal Home
- Aims & Scope
- Author Guidelines
- Editorial Contacts
- View content online
- Association / Society

### Sales and Services

- Subscribe / Renew
- Recommend to Library
- Customer Services
- Permissions
- Reprints/Offprints
- Advertising
- Supplements

Celebrating 50 years of publication in 2009!

## Veterinary Radiology & Ultrasound

Official Journal of the American College of Veterinary Radiology, The European College of Veterinary Diagnostic Imaging, The European Association of Veterinary Diagnostic Imaging, and The International Veterinary Radiology Association

**Edited by:**  
Donald E. Thrall

**ISI Journal Citation Reports® Ranking:** 2007: 41/133 (Veterinary Sciences)  
**Impact Factor:** 1.053

*Veterinary Radiology & Ultrasound* is a bimonthly, international journal that maintains the highest feasible standard for publication of matters pertaining to veterinary imaging and allied disciplines, sustaining its recognition as an established refereed journal and serving as a source of continuing education. Published papers include results of original investigation, clinical reports, case-history reports and review articles.

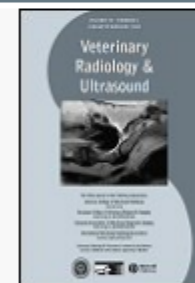
### News and Announcements

Top ▲

***Veterinary Radiology & Ultrasound* is celebrating its 50th year as the only journal dedicated to Veterinary Imaging. [Click here](#) to read the Editorial "Fifty Years and Counting."**

### Twitter Vet Updates

Follow our news feed on Twitter and stay up to date on all of the latest developments from Wiley-Blackwell's



- View content online
- View sample issue
- Sign up for e-alerts
- Sign up for RSS feed
- Submit an article

[Home](#) / [Medical, Veterinary and Health Sciences](#) / [Veterinary Medicine](#)



## Veterinary Radiology & Ultrasound



### Veterinary Radiology & Ultrasound

© 2009 American College of Veterinary Radiology

- [Get Sample Copy](#)
- [Recommend to Your Librarian](#)
- [Save journal to My Profile](#)
- [Set E-Mail Alert](#)
- [Email this page](#)
- [Print this page](#)
- [RSS web feed \(What is RSS?\)](#)

[Journal Home](#) | [Journal Information](#)  
| [Advertise](#) | [Contact](#) | [Online Submission](#)

**ISSUE NAVIGATION** [Current Issue](#) | [2009](#) | [2008](#) | [2007](#) | [2006](#) | [2005](#) | **ALL ISSUES (1960 - 2009)**

### ALL ISSUES (1960 - 2009)

- + 2009 - Volume 50
- + 2008 - Volume 49
- + 2007 - Volume 48
- + 2006 - Volume 47
- + 2005 - Volume 46
- + 2004 - Volume 45
- + 2003 - Volume 44
- + 2002 - Volume 43
- + 2001 - Volume 42
- + 2000 - Volume 41
- + 1999 - Volume 40

#### SEARCH IN THIS TITLE

Veterinary Radiology & Ultrasound

#### SEARCH BY CITATION

Vol:  Issue:  Page:

#### SEARCH WILEY INTERSCIENCE

- ☒ All Content
- ☐ Publication Titles

- [Advanced Search](#)
- [CrossRef / Google Search](#)
- [Acronym Finder](#)

**READ THIS JOURNAL'S  
FREE Issue!**

Veterinary  
Radiology & Ultrasound



[Home](#) / [Medical, Veterinary and Health Sciences](#) / [Veterinary Medicine](#)



# Veterinary Radiology & Ultrasound



## Veterinary Radiology & Ultrasound

© 2009 American College of Veterinary Radiology

- [Get Sample Copy](#)
- [Recommend to Your Librarian](#)
- [Save journal to My Profile](#)
- [Set E-Mail Alert](#)
- [Email this page](#)
- [Print this page](#)
- [RSS web feed \(What is RSS?\)](#)

[Journal Home](#) | [Journal Information](#)  
| [Advertise](#) | [Contact](#) | [Online Submission](#)

**ISSUE NAVIGATION** [Current Issue](#) | [2009](#) | [2008](#) | [2007](#) | [2006](#) | [2005](#) | **ALL ISSUES (1960 - 2009)**

## ALL ISSUES (1960 - 2009)

2009 - Volume 50

**[Volume 50 Issue 3](#) - May/June 2009 - (247-336)**

**Current Issue**

[Volume 50 Issue 2](#) - March/April 2009 - (135-243)

[Volume 50 Issue 1](#) - January/February 2009 - (1-132) [Free Sample](#)

- 2008 - Volume 49
- 2007 - Volume 48
- 2006 - Volume 47
- 2005 - Volume 46
- 2004 - Volume 45

## SEARCH IN THIS TITLE

Veterinary Radiology & Ultrasound

  
All Fields  


## SEARCH BY CITATION

Vol:  Issue:  Page:  

## SEARCH WILEY INTERSCIENCE

- ☒ All Content
- ☐ Publication Titles

- [Advanced Search](#)
- [CrossRef / Google Search](#)
- [Acronym Finder](#)

**READ THIS JOURNAL'S  
FREE Issue!**

Veterinary  
Radiology & Ultrasound

## TABLE OF CONTENTS

[< Previous Issue](#) | [Next Issue >](#)

**Volume 50 Issue 1, Pages 1 - 132 (January/February 2009)**

### EDITORIAL

#### FIFTY YEARS AND COUNTING (p 1-2)

D. E. THRALL

Published Online: Dec 23 2008 2:16PM

DOI: 10.1111/j.1740-8261.2008.01502.x

[Abstract](#) | Full Text: [HTML](#), [PDF](#) (Size: 53K)

[Save Article](#)

### DIAGNOSTIC RADIOLOGY/COMPUTED TOMOGRAPHY/MAGNETIC RESONANCE

#### MAGNETIC RESONANCE IMAGING OF THE INITIAL ACTIVE STAGE OF EQUINE LAMINITIS AT 4.7 T (p 3-12)

Jason B. Arble, John S. Mattoon, Wm. Tod Drost, Steven E. Weisbrode, Peter A. Wassenaar, Xueliang Pan, Robert J. Hunt, James K. Belknap

Published Online: Dec 23 2008 2:16PM

DOI: 10.1111/j.1740-8261.2008.01483.x

[Abstract](#) | [References](#) | Full Text: [HTML](#), [PDF](#) (Size: 1423K)

[Save Article](#)

#### OSSEOUS LESIONS IN THE METACARPO(TARSO)PHALANGEAL JOINT DIAGNOSED USING LOW-FIELD MAGNETIC RESONANCE IMAGING IN STANDING HORSES (p 13-20)

CERI E. SHERLOCK, TIMOTHY S. MAIR, FRERIK TER BRAAKE

Published Online: Dec 23 2008 2:16PM

DOI: 10.1111/j.1740-8261.2008.01484.x

[Abstract](#) | [References](#) | Full Text: [HTML](#), [PDF](#) (Size: 670K)

[Save Article](#)

#### MAGNETIC RESONANCE IMAGING FINDINGS OF DESMOPATHY OF THE COLLATERAL LIGAMENTS OF THE EQUINE DISTAL INTERPHALANGEAL JOINT (p 21-31)

Santiago D. Gutierrez-Nibeyro, Nathaniel A. White II, Natasha M. Werpy, Laurie Tyrrell, Kent A. Allen, Kenneth E. Sullins, Richard D. Mitchell

Published Online: Dec 23 2008 2:16PM

DOI: 10.1111/j.1740-8261.2008.01485.x

- [Advanced Search](#)
- [CrossRef / Google Search](#)
- [Acronym Finder](#)

**READ THIS JOURNAL'S  
FREE Issue!**

**Veterinary  
Radiology &  
Ultrasound**  
celebrates  
**50 Years**  
of publication  
in 2009!

### LATEST IMPACT FACTOR



**Veterinary  
Radiology and  
Ultrasound**

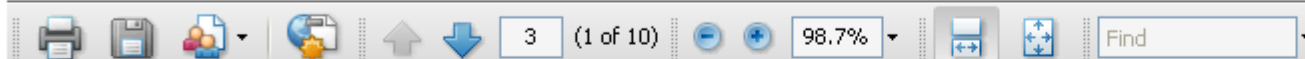
New Impact Factor increased to **1.053**. Now **ranked number 41** in Veterinary Science in ISI.

[More](#)





Veterinary Radiology &amp; Ultrasound, Volume 50, Issue 1 (p 3-12)

[Abstract](#) | [References](#) | Full Text: [HTML](#), PDF (1423k)  [Save Article to My Profile](#)

## MAGNETIC RESONANCE IMAGING OF THE INITIAL ACTIVE STAGE OF EQUINE LAMINITIS AT 4.7 T

JASON B. ARBLE, JOHN S. MATTOON, WM. TOD DROST, STEVEN E. WEISBRODE, PETER A. WASSENAAR, XUELIANG PAN, ROBERT J. HUNT, JAMES K. BELKNAP

Equine laminitis is a severely debilitating disease. There is a poor understanding of the underlying pathophysiology, and traditional imaging modalities have limited diagnostic capacity. High field strength magnetic resonance (MR) imaging allows direct visualization of the laminae, which other modalities do not. This would prove useful both in assessment of clinical patients and in further investigation into the pathophysiology of the disease. The objective of this study was to characterize the anatomic changes within the equine foot associated with the initial active stage of laminitis. Images obtained using a 4.7 T magnet were compared with digital radiographs using histologic diagnosis as the reference standard. Objective measurements and subjective evaluation for both modalities were evaluated for the ability to predict the histologic diagnosis in horses with clinical signs of laminitis as well as in clinically normal horses and horses that were in a population at risk for developing laminitis. Signal intensity and architectural changes within the corium and laminae were readily seen at 4.7 T, and there was a strong association with the histologic diagnosis of active laminitis. Measurements obtained with MR imaging were more sensitive and specific predictors of laminitis than those obtained radiographically. Subjective evaluation with MR imaging was more sensitive than with radiography and should become more specific with greater understanding of normal anatomy. *Veterinary Radiology & Ultrasound*, Vol. 50, No. 1, 2009, pp 3-12.

Key words: equine, laminitis, MRI.

[Full Paper PDF](#)



Veterinary Radiology &amp; Ultrasound, Volume 50, Issue 1 (p 21-31)

[Abstract](#) | [References](#) | Full Text: [HTML](#), PDF (618k)  [Save Article to My Profile](#)

# MAGNETIC RESONANCE IMAGING FINDINGS OF DESMOPATHY OF THE COLLATERAL LIGAMENTS OF THE EQUINE DISTAL INTERPHALANGEAL JOINT

SANTIAGO D. GUTIERREZ-NIBEYRO, NATHANIEL A. WHITE II, NATASHA M. WERPY, LAURIE TYRRELL,  
KENT A. ALLEN, KENNETH E. SULLINS, RICHARD D. MITCHELL

We report the use of a low-field magnetic resonance (MR) imaging system for the detection of desmopathy of the collateral ligament of the distal interphalangeal joint and the long-term outcome. Twenty horses were studied and their medical records and MR images were reviewed retrospectively. Long-term follow-up information was obtained by telephonic questionnaires of owners, trainers, or referring veterinarians. Desmopathy of the medial collateral ligament (80%) and enthesopathy of the affected collateral ligament (80%) were common MR imaging features. Treatment consisted of stall rest followed by a rehabilitation period. Additional treatments included shoeing, extracorporeal shock wave therapy, application of a half limb or foot cast, and medication of the distal interphalangeal joint. Twelve (60%) horses returned to their previous level of exercise and maintained their previous level, whereas eight horses had a poor outcome. Low-field MR imaging in the standing patient can be used to detect collateral ligament desmopathy of the distal interphalangeal joint without a need for general anesthesia. *Veterinary Radiology & Ultrasound*, Vol. 50, No. 1, 2009, pp 21–31.

**Key words:** collateral ligaments, desmopathy, distal interphalangeal joint, equine, long-term outcome, low-field magnetic resonance imaging.

[Full Paper PDF](#)



HOME

SUBJECTS

ABOUT WILEY

CART | MY ACCOUNT | CONTACT US | HELP

Search Keyword, Title, Author, ISBN, ISSN

SEARCH

HOME / VETERINARY MEDICINE & AGRICULTURE / VETERINARY MEDICINE / GENERAL & INTRODUCTORY VETERINARY MEDICINE /

WILEY-BLACKWELL



## Veterinary Radiology & Ultrasound



### Journal Menu

- Journal Home
- Aims & Scope
- Author Guidelines
- Editorial Contacts
- View content online
- Association / Society

### Sales and Services

- Subscribe / Renew
- Recommend to Library
- Customer Services
- Permissions
- Reprints/Offprints
- Advertising
- Supplements

Celebrating 50 years of publication in 2009!

## Veterinary Radiology & Ultrasound

Official Journal of the American College of Veterinary Radiology, The European College of Veterinary Diagnostic Imaging, The European Association of Veterinary Diagnostic Imaging, and The International Veterinary Radiology Association

**Edited by:**  
Donald E. Thrall

**ISI Journal Citation Reports® Ranking:** 2007: 41/133 (Veterinary Sciences)  
**Impact Factor:** 1.053

*Veterinary Radiology & Ultrasound* is a bimonthly, international journal that maintains the highest feasible standard for publication of matters pertaining to veterinary imaging and allied disciplines, sustaining its recognition as an established refereed journal and serving as a source of continuing education. Published papers include results of original investigation, clinical reports, case-history reports and review articles.

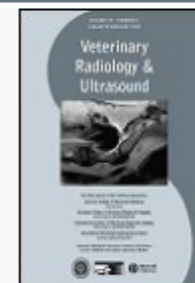
### News and Announcements

Top ▲

***Veterinary Radiology & Ultrasound* is celebrating its 50th year as the only journal dedicated to Veterinary Imaging. [Click here](#) to read the Editorial "Fifty Years and Counting."**

### Twitter Vet Updates

Follow our news feed on Twitter and stay up to date on all of the latest developments from Wiley-Blackwell's



- View content online
- View sample issue
- Sign up for e-alerts
- Sign up for RSS feed
- Submit an article

## Log In

Welcome to the *Veterinary Radiology & Ultrasound* manuscript submission site. To Log In, enter your User ID and Password into the boxes below, then click "Log In." If you are unsure about whether or not you have an account, or have forgotten your password, enter your e-mail address into the "Password Help" section below. If you do not have an account, click on the "Create Account" link above.

### Log In


Log in here if you are already a registered user.



User ID:

Password:   Log In

**Password Help.** Enter your e-mail address to receive an e-mail with your account information.

E-Mail Address:   Go

### New User?

[Register here](#)

### Resources


- [Instructions & Forms](#)
- [User Tutorials](#)
- [System Requirements](#)
- [Home Page](#)

### E-mail Addresses

- E-mails will always be sent to the 'Primary E-mail Address'. If you would also like copies of the e-mails to go to a second address, please complete the 'Primary Cc E-mail Address' as well.
- 'Secondary E-mail Address' and 'Secondary Cc E-mail Address' are for the records only and will not receive correspondence generated from the system. The site administrator may use these if your primary e-mail is unable to receive messages.

- 1 E-Mail /  
Name
- 2 Address
- 3 User ID  
&  
Password

Name		 Special Characters
req	<input checked="" type="radio"/> Dr. <input type="radio"/> Miss <input type="radio"/> Mr. <input type="radio"/> Mrs. <input type="radio"/> Ms. <input type="radio"/> Prof.	
	First (Given) Name:	<input type="text" value="Deni"/> req
	Middle Name:	<input type="text"/>
	Last (Family) Name:	<input type="text" value="Noviana"/> req
	Degree:	<input type="text" value="PhD"/>
	Primary E-Mail Address:	<input type="text" value="d_noviana@hotmail.com"/> req
	Primary E-Mail Address (again):	<input type="text" value="d_noviana@hotmail.com"/> req
	Primary Cc E-Mail Address:	<input type="text" value="deni@ipb.ac.id"/>
	Secondary E-Mail Address:	<input type="text"/>
	Secondary E-Mail Address (again):	<input type="text"/>
	Secondary Cc E-Mail Address:	<input type="text"/>

## Create an Account

Enter your primary and secondary address information into the boxes below. Required fields are marked with req. When you are finished, click "Next."

- 1 E-Mail / Name
- 2 Address
- 3 User ID & Password

Previous Next

Primary Address	Secondary Address
Institution: <input type="text" value="Bogor Agricultural Univ"/>	Institution: <input type="text"/>
Department: <input type="text" value="Clinic, Reproduction an"/>	Department: <input type="text"/>
Address: <input req="" type="text" value="Fakultas Kedokteran H"/>	Address: <input type="text"/>
<input type="text" value="Jalan Agatis"/>	<input type="text"/>
<input type="text" value="Kampus IPB Dramaga"/>	<input type="text"/>
Country: <input req="" type="text" value="Indonesia"/>	Country: <input type="text" value="--- Select One ---"/>
State/Province: <input type="text" value="Jawa Barat"/>	State/Province: <input type="text" value="--- Select One ---"/>
City: <input req="" type="text" value="Bogor"/>	City: <input type="text"/>
Postal Code: <input req="" type="text" value="16680"/>	Postal Code: <input type="text"/>
Phone: <input type="text" value="+62-251-8628080"/>	Phone: <input type="text"/>
Fax: <input type="text" value="+62-251-8628181"/>	Fax: <input type="text"/>

Previous Next

Ingat

Tidak Pernah untuk Situs ini

Jangan Sek

## Create an Account

- ✓ 1 E-Mail / Name
- ✓ 2 Address
- 3 User ID & Password


Enter your desired User ID and Password into the boxes below. You will be asked to enter your User ID and Password each time you log in. Your User ID or Password cannot contain any spaces and your password must be at least 8 characters in length (the 8 characters must contain two or more numbers). If you are planning on being unavailable for a period of time, enter the dates into the "Unavailable Dates" area. When you are finished, click "Finish."

 Previous ☒ Finish

### User ID / Password

User ID:  reqPassword:  reqConfirm Password:  req

### Area of Expertise

 Special Charactersreq req req 

### Unavailable Dates

If you are planning on being unavailable for a period of time, enter the dates in the boxes below.

From:   To:  

**Signature.** The journal can choose to use the text you enter in this field in e-mail correspondence.



### Unavailable Dates

If you are planning on being unavailable for a period of time, enter the dates in the boxes below.

From:  To:

**Signature.** The journal can choose to use the text you enter in this field in e-mail correspondence.

**Please do NOT upload your manuscript in this area. Once you have finished creating your account, you may enter your Author Center to submit a new manuscript.**

Telusuri...

 Attach

### Files attached

*No files have been uploaded.*

 Previous ☒ Finish





## Veterinary Radiology & Ultrasound



SCHOLA  
Manu

Create an  
Account

You have successfully created an account. You may now [log in](#).



## Veterinary Radiology & Ultrasound

SCHOLAR  
Manus[Main Menu](#)

You are logged in as Deni I

### Welcome

Welcome to the *Veterinary Radiology & Ultrasound* site. The center links below indicate which "roles" you can currently perform for the journal. Click on a link to begin working in the role (e.g., Author, Reviewer, etc.) in Manuscript Central. You can return to this screen to change centers at any time by clicking on the "Main Menu" link above.

[Author Center](#)[Reviewer Center](#)

### Resources

- [Instructions & Forms](#)
- [User Tutorials](#)
- [System Requirements](#)
- [Home Page](#)



## Dashboard

- To submit a new manuscript, click on the "Submit a Manuscript" link below.
- Clicking on the various manuscript status links under "My Manuscripts" will display a list of all the manuscripts in that status at the bottom of the screen.
- To continue a submission already in progress, click the "Continue Submission" link in the "Unsubmitted Manuscripts" list.

My Manuscripts	Author Resources
<ul style="list-style-type: none"><li>1 <a href="#">Unsubmitted Manuscripts</a></li><li>0 <a href="#">Revised Manuscripts in Draft</a></li><li>0 <a href="#">Submitted Manuscripts</a></li><li>0 <a href="#">Manuscripts with Decisions</a></li><li>0 <a href="#">Manuscripts I Have Co-Authored</a></li><li>0 <a href="#">Withdrawn Manuscripts</a></li><li>0 <a href="#">Invited Manuscripts</a></li></ul>	<p> Click <a href="#">here</a> to submit a new manuscript</p> <p>This section lists the subjects of the five most recent e-mails that have been sent to you regarding your submission(s). To view an e-mail, click on the link. To delete an e-mail from this list, click the delete link.</p>

## Unsubmitted Manuscripts

Manuscript Title	Date Created	Continue Submission	Delete
(No Title Entered) [ <a href="#">View Submission</a> ]	29-Apr-2009		
top			



## Author Center Submit a Manuscript

Select your manuscript type. Enter your title, running head, and abstract into the appropriate boxes below. If you need to insert a special character, click the "Special Characters" button. When you are finished, click "Save and Continue." [Read More ...](#)

1 [Type, Title,  
& Abstract](#)

2 [Attributes](#)

✓ 3 [Authors &  
Institutions](#)

✓ 4 [Reviewers  
& Editors](#)

5 [Details &  
Comments](#)

6 [File Upload](#)

7 [Review &  
Submit](#)

Save and Continue

### Manuscript Type

req Manuscript Type:

req Title (Limit 50 words)



Preview



Special Characters

Motion-mode and Color Flow Doppler Ultrasonography Imaging for The Observation of Cardiovascular System Development on Fetal Feline (*Felis catus*)

*Press Control-V (or Cmd-V) to Paste*

req Running Head (Limit 45 characters)

Ultrasonography of Cardiovascular System on Fetal Feline

req Abstract (Limit 250 words)



Special Characters

The study was conducted to examine the feline fetal heart and vascular development by optimizing Motion-mode (M-mode) and Color Flow Doppler (CFD) visualization. Twelve queens were used in these studies which were previously mated before, then the mating date was used to determine the age of gestation. Fetal heart rate (FHR) was observed by using M-mode sonogram interpretation. In the other hand, the development of cardiovascular organ and blood flows was determined using CFD through the interpretation of it's changes in color flows level. The correlation between feline FHR and gestation age was shown by using linear



## Author Center Submit a Manuscript

In the spaces provided below please enter between three and six keywords or short phrases for your manuscript. When you are finished, click "Save and Continue."

1 [Type, Title,  
& Abstract](#)

2 [Attributes](#)

✓ 3 [Authors &  
Institutions](#)

✓ 4 [Reviewers  
& Editors](#)

5 [Details &  
Comments](#)

6 [File Upload](#)

7 [Review &  
Submit](#)

◀ Save and Go Back ▶ Save and Continue

### Keywords

π Special Characters

req Color Flow Doppler

req Feline

req Heart

M-mode

Ultrasonography

◀ Save and Go Back ▶ Save and Continue

ScholarOne Manuscripts™ v4.1.3 (patent #7,257,767 and #7,263,655). © ScholarOne, Inc., 2009. All Rights Reserved.

ScholarOne Manuscripts is a trademark of ScholarOne, Inc. ScholarOne is a registered trademark of ScholarOne, Inc.

[Terms and Conditions of Use](#) - [ScholarOne Privacy Policy](#) - [Get Help Now](#)



## Author Center Submit a Manuscript

Enter your co-authors' information in the boxes below, then click "Add to My Authors." To check if an author already exists in the journal's database, enter the author's e-mail address and click "Find." If the author is found, their information will be automatically filled out for you. When you are finished, click "Save and Continue."

- 1 [Type, Title, & Abstract](#)
- 2 [Attributes](#)
- 3 [Authors & Institutions](#)
- 4 [Reviewers & Editors](#)
- 5 [Details & Comments](#)
- 6 [File Upload](#)
- 7 [Review & Submit](#)

[Save and Go Back](#) [Save and Continue](#)

### My Co-Authors

Order	Name	Institution, Department	E-Mail	Edit	Delete
1	Noviana, Deni	Bogor Agricultural University, Clinic, Reproduction and Pathology Bogor, Jawa Barat, Indonesia	d_noviana@hotmail.com		

### Add a New Co-Author

[Special Characters](#)

**req** E-Mail:  **Find** [Find](#) **req** Sal.:  **req** First (Given) Name:  Middle Name:  **req** Last (Family) Name:

Institution:  Department:

**req** Country:

State/Province:  **req** City:

If you have multiple Institutions and Departments for this author, click [here](#).

[Add To My Authors](#)[Clear](#)[Save and Go Back](#) [Save and Continue](#)



## Author Center Submit a Manuscript

Enter your co-authors' information in the boxes below, then click "Add to My Authors." To check if an author already exists in the journal's database, enter the author's e-mail address and click "Find." If the author is found, their information will be automatically filled out for you. When you are finished, click "Save and Continue."

- 1 [Type, Title, & Abstract](#)
- ✓ 2 [Attributes](#)
- ✓ 3 [Authors & Institutions](#)
- ✓ 4 [Reviewers & Editors](#)
- 5 [Details & Comments](#)
- 6 [File Upload](#)
- 7 [Review & Submit](#)

[◀ Save and Go Back](#) [▶ Save and Continue](#)

### My Co-Authors

Order	Name	Institution, Department	E-Mail	Edit	Delete
1 ▼	Noviana, Deni	Bogor Agricultural University, Clinic, Reproduction and Pathology Bogor, Jawa Barat, Indonesia	d_noviana@hotmail.com		
2 ▼	Darusman, Huda Salahadudin	Bogor Agricultural University, Anatomy, Physiology & Pharmacology Bogor, Jawa Barat, Indonesia	hudasdh@ipb.ac.id		

### Add a New Co-Author

[π Special Characters](#)

**req** E-Mail:  **req** Sal.  **req** First (Given) Name:  **req** Last (Family) Name:   
Find [→](#) [Select...](#)

Institution:  Department:

**req** Country  
--- Select One ---

State/Province  **req** City   
--- Select One ---

You can use previously entered affiliations:

- ☐ Bogor Agricultural University, Anatomy, Physiology & Pharmacology  
Bogor, Jawa Barat

If you have multiple Institutions and Departments for this author, click [here](#).



## Author Center Submit a Manuscript

To indicate your preferred and non-preferred reviewers, enter the reviewer's information into the textboxes below and click the appropriate designation button. To designate preferred and non-preferred editors, select them from the dropdown and click the appropriate designation button. When you are finished, click "Save and Continue."

1 [Type, Title,  
& Abstract](#)

✓ 2 [Attributes](#)

✓ 3 [Authors &  
Institutions](#)

✓ 4 [Reviewers  
& Editors](#)

5 [Details &  
Comments](#)

6 [File Upload](#)

7 [Review &  
Submit](#)

◀ Save and Go Back ▶ Save and Continue

### My Reviewers

Name	Institution	Department	Phone/E-Mail	Preference	Edit	Delete
------	-------------	------------	--------------	------------	------	--------

No Reviewers Entered

### Add A Reviewer

req First (Given) Name: req Last (Family) Name: req Email:

Helen Renfrew Renfrew h.renfrew@bristol.ac.uk

Institution: Department: Phone:

University of Bristol Diagnostic Imaging

☒ Designate as Preferred Reviewer

☒ Designate as Non-Preferred Reviewer

◀ Save and Go Back ▶ Save and Continue





## Author Center Submit a Manuscript

To indicate your preferred and non-preferred reviewers, enter the reviewer's information into the textboxes below and click the appropriate designation button. To designate preferred and non-preferred editors, select them from the dropdown and click the appropriate designation button. When you are finished, click "Save and Continue."

- 1 [Type, Title, & Abstract](#)
- ✓ 2 [Attributes](#)
- ✓ 3 [Authors & Institutions](#)
- ✓ 4 [Reviewers & Editors](#)
- 5 [Details & Comments](#)
- 6 [File Upload](#)
- 7 [Review & Submit](#)

[◀ Save and Go Back](#) [▶ Save and Continue](#)

### My Reviewers

Name	Institution	Department	Phone/E-Mail	Preference	Edit	Delete
Helen Renfrew Renfrew	University of Bristol	Diagnostic Imaging	helen.renfrew@bristol.ac.uk	Preferred		

### Add A Reviewer

**req** First (Given) Name: **req** Last (Family) Name: **req** Email:

Institution:

Department:

Phone:

☒ Designate as Preferred Reviewer

☒ Designate as Non-Preferred Reviewer

[◀ Save and Go Back](#) [▶ Save and Continue](#)



## Author Center Submit a Manuscript

Enter or paste your cover letter text into the "Cover Letter" box below. If you would like to attach a file containing your cover letter, click the "Browse..." button, locate your file, and click "Attach this Cover Letter." Answer any remaining questions appropriately. When you are finished, click "Save and Continue."

- 1 Type, Title, & Abstract
- ✓ 2 Attributes
- ✓ 3 Authors & Institutions
- ✓ 4 Reviewers & Editors
- 5 Details & Comments
- 6 File Upload
- 7 Review & Submit

[◀ Save and Go Back](#) [▶ Save and Continue](#)

### Cover Letter

Dear Editor, Professor Donald E. Thrall  
Enclosed is our manuscript entitled "Motion-mode  
and Color Flow Doppler Ultrasonography Imaging for  
The Observation of Cardiovascular System  
Development on Fetal Feline (*Felis catus*)", which we  
are submitting for consideration for publication in The  
Histochemical Journal as a Paper.

Attach another file containing your cover letter:

[Telusuri...](#)

### Files attached

File Name

[Delete](#)*No Files Attached* [Attach this Cover Letter](#)

### Manuscript Information

**req** Number of Figures:**req** Number of Color  
Figures:**req** Number of Tables:

### **req** Has this manuscript been submitted previously?

☐ Yes☒ No

**req Are any of the included images potential journal covers?**

☒ Yes

☐ No

**req Are you willing to pay the journal's fee for color reproduction?**

☒ Yes

☐ No

☐ N/A

**Confirm the following:**

☒ **req** Confirm that the manuscript has been submitted solely to this journal and is not published, in press, or submitted elsewhere.

☐ **req** Confirm that you have submitted to the Editorial Assistant, by FAX or e-mail, a completed copy of the Statement of Animal Use and Financial Disclosure Form. The form is available at the [ACVR Website](#) [Forms Section](#). The original form must be mailed to the Editorial Assistant before the manuscript can be published.

**req Do you have any conflict of interest?**

☐ Yes

☒ No

**req Would you like this manuscript considered for the ACVR resident award? To be eligible for consideration the first author must be enrolled in a residency training program in an approved veterinary specialty. For more information about the ACVR resident award please visit the [ACVR Website](#).**

☐ Yes

☒ No

**Confirm:**

**Confirm the following:**

req Confirm that the manuscript has been submitted solely to this journal and is not published, in press, or submitted elsewhere.



req Confirm that you have submitted to the Editorial Assistant, by FAX or e-mail, a completed copy of the Statement of Animal Use and Financial Disclosure Form. The form is available at the [ACVR Website](#) <sup>100</sup><sub>96</sub> [Forms Section](#). The original form must be mailed to the Editorial Assistant before the manuscript can be published.

**req Do you have any conflict of interest?**

Yes



No

**req Would you like this manuscript considered for the ACVR resident award? To be eligible for consideration the first author must be enrolled in a residency training program in an approved veterinary specialty. For more information about the ACVR resident award please visit the [ACVR Website](#).**



Yes



No

**Confirm:**

req Confirm that you have submitted to the Editorial Assistant, by FAX or e-mail, a completed copy of the Copyright Assignment Form. The form is available at the [ACVR Website - Forms Section](#). The original form must be mailed to the Editorial Assistant before the manuscript can be published.



Save and Go Back



Save and Continue



## Author Center Submit a Manuscript

Upload as many files as needed for your manuscript in groups of three or fewer. These files will be combined into a single PDF document for the peer review process. If you are submitting a revision, please include only the latest set of files. **If you have updated a file, please delete the original version and upload the revised file.** To designate the order in which your files appear, use the dropdowns in the "order" column below. View your uploaded files by clicking on HTML or PDF. When you are finished, click "Save and Continue." [Read More ...](#)

- 1 [Type, Title, & Abstract](#)
- ✓ 2 [Attributes](#)
- ✓ 3 [Authors & Institutions](#)
- ✓ 4 [Reviewers & Editors](#)
- ✓ 5 [Details & Comments](#)
- 6 [File Upload](#)
- 7 [Review & Submit](#)

### My Files (Uploaded files cannot exceed 150000K)

Order	File Name	File Designation <small>req</small>	Date	Edit Details	Delete
No files have been uploaded.					

### File Upload

Upload new files:

<input type="text" value="L:\PENELITIAN, PAPER, PUI"/>	<input type="text" value="Telusuri..."/>	File Designation: <input type="text" value="Select:"/>
<input type="text"/>	<input type="text" value="Telusuri..."/>	File Designation: <input type="text" value="Select:"/>
<input type="text"/>	<input type="text" value="Telusuri..."/>	File Designation: <input type="text" value="Select:"/>



## Author Center Submit a Manuscript

Review the information below for correctness and make changes as needed. **After reviewing the manuscript proofs at the foot of this page, you MUST CLICK 'SUBMIT' to complete your submission.**

- 1 [Type, Title, & Abstract](#)
- ✓ 2 [Attributes](#)
- ✓ 3 [Authors & Institutions](#)
- ✓ 4 [Reviewers & Editors](#)
- ✓ 5 [Details & Comments](#)
- 6 [File Upload](#)
- 7 [Review & Submit](#)

[◀ Save and Go Back](#) ☒ [Submit](#)

### My Manuscript Information



#### Step 1: Type, Title, & Abstract

[Edit](#)

Manuscript running head character count limit reached.  
Amount Over Limit: 11

**Manuscript Type:** Original Investigation

**Title:** Motion-mode and Color Flow Doppler Ultrasonography Imaging for The Observation of Cardiovascular System Development on Fetal Feline (*Felis catus*)

**Running Head** Ultrasonography of Cardiovascular System on Fetal Feline

**Abstract:** The study was conducted to examine the feline fetal heart and vascular development by optimizing Motion-mode (M-mode) and Color Flow Doppler (CFD) visualization. Twelve queens were used in these studies which were previously mated before, then the mating date was used to determine the age of gestation. Fetal heart rate (FHR) was observed by using M-mode sonogram interpretation. In the other hand, the development of cardiovascular organ and blood flows was determined using CFD through the interpretation of it's changes in color flows level. The correlation between feline FHR and gestation age was shown by using linear regression equation. The equation was  $y = 1.1023x + 218.77$ , which Y is value of feline fetal heart rate and x is gestation age. Vascularization in uterine artery, placental and feline fetal heart was detected through CFD imaging at  $\geq 14$  days of gestation age. Vascularization of liver and stomach in abdominal region was detected at 21-26 days of gestation age. Vascularization of aorta, cranial region (cerebrum) and extremity were detected at 27-33 days of gestation age. The color intensity of vascularization on fetal organs that was detected by CFD was increased along with increasing of gestation age especially in the heart and the aorta.

**Step 2: Attributes**
 Edit

**Keywords:** Color Flow Doppler ✖, Feline ✖, Heart ✖, M-mode ✖, Ultrasonography ✖

**Step 3: Authors & Institutions**
 Edit

1. Noviana, Deni; Bogor Agricultural University, Clinic, Reproduction and Pathology  
 2. Darusman, Huda; Bogor Agricultural University, Anatomy, Physiology & Pharmacology

**Step 4: Reviewers & Editors**
 Edit

**My Reviewers:** No Reviewers Entered

**Step 5: Details & Comments**
 Edit

Cover Letter:

Dear Editor, Professor Donald E. Thrall

Enclosed is our manuscript entitled "Motion-mode and Color Flow Doppler Ultrasonography Imaging for The Observation of Cardiovascular System Development on Fetal Feline (Felis catus)", which we are submitting for consideration for publication in The Histochemical Journal as a Paper. Thank you for your assistance. I am the corresponding author.

Sincerely yours,  
Deni Noviana

Manuscript Information	
req Number of Figures:	5
req Number of Color Figures:	4
req Number of Tables:	2

req Has this manuscript been submitted previously?

<input type="checkbox"/>	Yes
<input checked="" type="checkbox"/>	No

If yes, what is the manuscript ID of the previous submission?

**req** Are any of the included images potential journal covers?

☒ Yes

☐ No

**req** Are you willing to pay the journal's fee for color reproduction?

☒ Yes

☐ No

☐ N/A

**Confirm the following:**

☒ **req** Confirm that the manuscript has been submitted solely to this journal and is not published, in press, or submitted elsewhere.

☒ **req** Confirm that you have submitted to the Editorial Assistant, by FAX or e-mail, a completed copy of the Statement of Animal Use and Financial Disclosure Form. The form is available at the [ACVR Website](#) <sup>100</sup> [Forms Section](#). The original form must be mailed to the Editorial Assistant before the manuscript can be published.

**req** Do you have any conflict of interest?

☐ Yes

☒ No

**req** Would you like this manuscript considered for the ACVR resident award? To be eligible for consideration the first author must be enrolled in a residency training program in an approved veterinary specialty. For more information about the ACVR resident award please visit the [ACVR Website](#).

☐ No

**Confirm:**

☒ **req** Confirm that you have submitted to the Editorial Assistant, by FAX or e-mail, a completed copy of the Copyright Assignment Form. The form is available at the [ACVR Website](#) – [Forms Section](#). The original form must be mailed to the Editorial Assistant before the manuscript can be published.



**req Do you have any conflict of interest?**

☐ Yes

☒ No

**req Would you like this manuscript considered for the ACVR resident award? To be eligible for consideration the first author must be enrolled in a residency training program in an approved veterinary specialty. For more information about the ACVR resident award please visit the [ACVR Website](#).**

☐ No

**Confirm:**

☒ **req** Confirm that you have submitted to the Editorial Assistant, by FAX or e-mail, a completed copy of the Copyright Assignment Form. The form is available at the [ACVR Website - Forms Section](#). The original form must be mailed to the Editorial Assistant before the manuscript can be published.



#### Step 6: File Upload

Edit

You have not uploaded any files.



#### Step 7: Review & Submit

View MedLine Format

Save and Go Back ☒ Submit

# Referensi

- ◉ Workshop on International Scientific Paper Writing Surabaya, 23-26 October 2008. Kosasih Iskandarsjah. Discovery Indonesia e-Journal System
- ◉ Blackwell Publishing