

JURNAL TANAH DAN LINGKUNGAN


(Jurnal Ilmu Tanah dan Lingkungan)

JOURNAL OF SOIL AND ENVIRONMENT

Departemen Ilmu Tanah dan Sumberdaya Lahan

Fakultas Pertanian

Institut Pertanian Bogor



JURNAL TANAH DAN LINGKUNGAN
Journal of Soil and Environment

Vol. 11 No. 2, Oktober 2009

ISSN 1410-7333

Penanggung Jawab/Person in Charge

Ketua Departemen Ilmu Tanah dan Sumberdaya Lahan, Fakultas Pertanian, IPB
Head of Department of Soil Sciences and Land Resource, Faculty of Agriculture,
Bogor Agricultural University

Editor Kepala / Chief Editor

Iswandi Anas

Editor Pelaksana / Executive Editor

Sri Djuniwati

Dewan Editor / Editorial Board

Iskandar

Suria Darma Tarigan

Dwi Andreas Santosa

Kazuyuki Inubushi (Chiba University, Japan)

Shamshuddin Jusop (UPM, Malaysia)

Editor Teknik / Managing Editor

Arief Hartono

Sekretariat / Secretariate

Elsa Morita

Departemen Ilmu Tanah dan Sumberdaya Lahan, Fakultas Pertanian, Institut Pertanian Bogor
Jl. Meranti Kampus IPB Darmaga Bogor 16680, Indonesia
Telepon: 0251-8629360, Fax: 0251-8629358
E-mail: soilipb@indo.net.id dan jtl_soilipb@yahoo.com

Rekening / Bank Account:

Departemen Ilmu Tanah dan Sumberdaya Lahan
BRI Cabang Darmaga, Bogor 0595-01-000097-30-1

Jurnal Tanah dan Lingkungan (nama baru dari Jurnal Ilmu Tanah dan Lingkungan), dengan ISSN 1410-7333 diterbitkan dua kali setahun yaitu pada bulan April dan Oktober oleh Departemen Ilmu Tanah dan Sumberdaya Lahan (nama baru dari Departemen Tanah), Fakultas Pertanian, Institut Pertanian Bogor. Jurnal Tanah dan Lingkungan menyajikan artikel mengenai hasil penelitian dan ulasan tentang perkembangan mutakhir dalam bidang ilmu tanah, air, dan ilmu lingkungan sebagai bahan kajian utama. Setiap naskah yang dikirim ke Jurnal Tanah dan Lingkungan, akan ditelaah oleh penelaah (*reviewer*) yang sesuai dengan bidangnya. Nama penelaah dicantumkan pada terbitan No. 2 dari setiap volume.

Harga Langganan/Subscription Rate:

Pribadi/*Personal* Rp 40 000 per tahun (*yearly*)
Institusi/*Institution* Rp 60 000 per tahun (*yearly*)
Harga belum termasuk ongkos kirim (*Excluding postage*)

Gambar sampul (cover photograph): Penggunaan lahan dan profil Podzolik Gajrug, Banten (*The land use and soil profile of Podzolik Gajrug, Banten*) (Dr. Arief Hartono)

PEDOMAN PENULISAN

Jurnal Tanah dan Lingkungan merupakan media yang menyajikan artikel mengenai hasil penelitian dan telaah perkembangan mutakhir dalam bidang ilmu tanah, air, dan ilmu lingkungan sebagai bahan kajian utama.

Tiga eksemplar naskah (termasuk yang asli) dan disket dikirimkan kepada:

Sekretariat Jurnal Tanah dan Lingkungan
Departemen Ilmu Tanah dan Sumberdaya Lahan,
Fakultas Pertanian, Institut Pertanian Bogor
Jl. Meranti Lt 5 Wing 12,
Kampus IPB Darmaga, Bogor 16680
Telp. 0251-8629360; 422047; Fax: 0251-8629358;
E-mail: soilpb@indo.net.id atau jtl-soilpb@yahoo.com

Naskah berupa naskah asli yang belum pernah dipublikasikan dan diketik pada kertas ukuran A4 (21.0 x 29.7 cm) dengan jarak ketikan 2 spasi, dengan huruf *Times New Roman 12 point*, pada satu sisi dan maksimum 15 halaman termasuk gambar dan tabel. Jarak ketikan dari tepi kiri 3.0 cm, kanan, atas, dan bawah kertas masing-masing 2.5 cm. Naskah ditulis dalam bahasa Indonesia atau Inggris.

Naskah disusun dengan urutan sebagai berikut:

- a. Judul dalam bahasa Indonesia dan Inggris untuk artikel dalam bahasa Indonesia, dan judul dalam bahasa Inggris untuk artikel berbahasa Inggris
- b. Nama lengkap penulis (tanpa gelar)
- c. Nama lembaga dan alamat lengkap dari masing-masing penulis
- d. Nama penulis korespondensi dilengkapi dengan nomor telepon (juga HP), fax, dan e-mail
- e. *Abstract* dalam bahasa Inggris (tidak lebih dari 250 kata)
- f. Kata kunci (*Key words*) maksimum lima kata
- g. Pendahuluan (*Introduction*)
- h. Bahan dan Metode (*Materials and Methods*)
- i. Hasil dan Pembahasan (*Results and Discussion*)
- j. Kesimpulan (*Conclusion*)
- k. Ucapan terima kasih (*Acknowledgements*)
- l. Daftar pustaka (*References*)

Abstract disajikan secara singkat dan jelas, berisi tujuan, metode dan hasil penelitian. Untuk naskah dalam bentuk telaah tentang perkembangan mutakhir dalam bidang ilmu tanah, air dan ilmu lingkungan sebagai bahan kajian utama, maka *Abstract* tidak perlu dan format tulisan diserahkan pada penulis namun aturan penulisan yang lain harus tetap diikuti.

Tabel dibuat dengan bentuk terbuka (tanpa garis vertikal) dan diberi judul yang singkat. Judul, isi dan keterangan isi tabel diketik dengan huruf *Times New Roman* ukuran huruf 10 *point*. Keterangan mengenai isi

tabel, bila diperlukan, dicantumkan sebagai catatan kaki di bawah tabel dengan diberi nomor yang diikuti kurung tutup dan diketik sebagai *superscript*. Tabel dan Gambar (peta, ilustrasi, grafik) **harus asli** (bukan hasil fotokopi), dan dibuat pada halaman terpisah menggunakan tinta tahan air atau dicetak dengan printer laser. Ketebalan garis 0.20-0.25 mm. Foto hitam-putih dicetak pada kertas mengkilap (*glossy*), ukuran kartupos dan memiliki kontras yang baik. Biaya cetak gambar berwarna dibebankan kepada penulis.

Satuan mengikuti satuan internasional (gram, meter dll) dan desimal ditulis menggunakan titik.

Rujukan pustaka dalam tubuh tulisan ditulis menggunakan sistem nama dan tahun, misalnya Brady (1990) atau (Brady, 1990); Steel dan Torrie (1980) atau (Steel dan Torrie, 1980). Bila penulis tiga orang atau lebih, ditulis *et al.* seperti Bohn *et al.* (1979) atau (Bohn *et al.*, 1979). Contoh kutipan sekunder: Jenny (1931 dalam Stevenson, 1982) atau (Jenny, 1931 dalam Stevenson, 1982). Daftar pustaka disusun menurut abjad nama-tahun.

Buku:

Brady, N.C. 1990. *The Nature and Properties of Soils*. 10th ed. Macmillan Publ. Com., New York. 520 pp.

Jurnal:

Chang, A.C., T.C. Granato, and A.L. Page. 1992. A methodology for establishing phytotoxicity criteria for chromium, copper, nickel, and zinc in agricultural land application of municipal sewage sludges. *J. Environ. Qual.*, 21:521-536.

Prosiding:

Blum, W.E.H. 1993. Soil protection concept of the Council of Europe and integrated soil research. In H.J.P. Eijsackers and T. Hammers (eds.). *Integrated Soil Research: A Basis for Proper Protection*. Kluwer Acad. Publ., Dordrecht, Boston, London. p. 37-47.

Informasi dari internet:

Phyllosphere. 2000. 7th International Symposium on the Microbiology of Areal Plant Surfaces, Berkeley, California, USA: August 3-8, 2000. <http://www.cnr.berkeley.edu/p2000/> (diakses 15 Maret 2001).

Tulisan yang ditulis tidak menurut Tatacara Penulisan Jurnal Tanah dan Lingkungan, tidak akan diproses lebih lanjut.

CHANGES IN SOIL PHYSICAL CHARACTERISTICS ON THE SOIL CRUST PROCESS THROUGH THE USE OF CHICKEN MANURE AND POLYACRYL AMIDE UNDER INTENSE RAINFALL

Oteng Haridjaja

Staff member of Soil Sciences and Land Resources, Faculty of Agriculture. Bogor Agricultural University.
Darmaga-Bogor. Phone: 0251-8629360, Fax: 0251-8629358. HP. 08161136822, Email:
oteng_haridjaja@yahoo.com

ABSTRACT

Soil crust is a soil surface layer which is more compact, harder, and brittle when it is drier than underlying material. The soil physical characteristics such as aggregate stability, bulk density and soil permeability rate are closely related to this soil crust process. An experiment was conducted to evaluate the effects of chicken manure doses and certain chicken manure with PAM (Polyacryl Amide) to soil aggregate, bulk density and soil permeability rate. The result of this research, were: 1) An incremental addition of chicken manure into soil increased soil aggregation percentage, soil stability and soil permeability rate, and 2) The combined incremental additions of chicken manure with PAM were found to be more effective than only an incremental additions of chicken manure, increasing the aggregation percentage, soil aggregate stability, from the soil one day drainage process, but another case in decreasing the bulk density permeability rate from the soil with the same process.

Key words : *Aggregate, bulk density, chicken manure, crust, PAM, permeability*

INTRODUCTION

Soil crusts are layers which are more compact, hard and brittle when it is drier than underlying material. The term has been used to describe layers of reduced permeability under intense rainfall or dense layers resulting from irrigation. Surface crusts can hinder agriculture by impeding seedling emergence or decreasing infiltration capacity (Bryan, 1973).

The consequences of soil crusts are quite severe sometimes. Several time replanting must be carried out due to failure of seedling to emerge through the surface crust. Another case, if soil crusts were formed, the infiltration capacity is decreased, so it may generate a surface water layer during rainfall which can influence soil erosion and decreasing water storage in the roots zone.

The formation of soil slaking and crusting are mainly attributed to the following factors:

- a. Poor soil structure, particularly for soils those are under continuous cultivation.
- b. Low organic matter.
- c. Heavy rainfall.
- d. Soil management with heavy machinery.
- e. A critical clay/fine sand ratio.

For controlling soil slaking and crusting, various practices and soil treatments have been used:

- a. On land covered by vegetation a large proportion of the raindrops are intercepted by the plants and loose most of their kinetic energy before reaching the soil surface.
- b. Slaking and crusting of soils can be controlled by surface mulches, which protect the soils from the impact of raindrops.
- c. For soils in humid regions the simple flocculation effects might be considered as the worst possible

condition which can be improved by organic matter addition.

- d. In arid regions the reclamation of dispersed soils by the use of gypsum, which establish the flocculated condition
- e. Certain artificial soil conditioners have been successfully used for preventing and reducing soil slaking and crusting by producing a stable aggregation.

In this way the aim of this work is to study the changes in soil aggregate, bulk density and soil permeability rate as the indicators of soil crusts process through the use of chicken manure and chicken manure with **Polyacrylamide (PAM)** under intense rainfall with one day drainage process.

MATERIALS AND METHODS

An incubation experiment was conducted in the laboratory of Department of soil Science Resources, Faculty of Agriculture. Bogor Agricultural University. The soil sample was taken from the upper 5 cm layer, having loamy sand soil texture class. Organic matter used was chicken manure, and soil conditioner used was **Polyacrylamide (PAM)**. The physical and chemical compositions of the soil sample and chicken manure are presented in Table 1 and Table 2, respectively. The soil conditioner (PAM) used in the present work was an organic polymer solution of polyacrylamide (PAM). The physical properties of PAM are :

Viscosity	: 200 to 2000 cps at 25 ^o C
Molecular weight	: 250.000 (normal range 200.000 to 1.000.000)
Concentration of Active material	: 16% by weight
Content of monomer	: less than 0.05%

Table 1. The physical and chemical compositions of soil sample

No	Kinds of analysis	Value	Explanation
1	Sand (%)	70.2	Loamy sand
2	Silt (%)	24.4	Texture class
3	Clay (%)	5.4	
4	pH – H ₂ O	5.27	
5	pH – KCl	4.03	
6	Organic matter (%)	1.62	
7	CaCO ₃ (%)	0.00	
8	E 1/5 (mS. Cm ⁻¹)	0.049	
9	N – Total (mg N/100 g DS)	90	
10	NO ₃ ⁻ - N (ppm)	3.8	
11	P – Total (mg/kg DS)	510	
12	P _{ext.} (mg/kg DS)	68.8	
13	K – Total (mg/kg DS)	1000	
14	K _{ext.} (mg/kg DS)	100	

Table 2. The physical and chemical compositions of chicken manure

No	Kinds of analysis	Value
1	Fraction (% air dry):	
	Diameter (mm)	
	8 – 4.76	6
	4.76 – 2.83	11
	2.83 – 2.00	18
	2.00 – 1.00	29
	1.00 – 0.50	17
	0.50 – 0.297	8
2	Moisture (% oven dry weight)	13
3	Total N (%)	5.0
4	P ₂ O ₅ (%)	3.0
5	K ₂ O (%)	1.5
6	CaO (%)	5.0
7	MgO (%)	2.0
8	SO ₃ (%)	1.5

The experiment was completely randomized design with the treatments different percentages of chicken manure as organic matter with and without PAM. The percentages of organic matter (chicken manure) as follow:

T1 = soil with 0.2 % organic matter/(chicken manure)

The difference between the dry and wet mean weight diameter gives the instability index. The soil is easy to erode, if it has high instability index.

T2 = soil with 0.8% organic matter/(chicken manure)

T3 = soil with 1.8% organic matter/(chicken manure)

T4 = soil with 3.0% organic matter/(chicken manure)

T5 = soil with 5.0% organic matter/(chicken manure)

The other set of this experiment was applied on soil, the same as percentage of chicken manure above but with additional of PAM with the concentration of 2/1000 air dry soil. Air dry soil samples were put into the rings with 8 cm diameter and 4 cm height. The weight of each soil sample is based on the bulk density of each treatment. Five replications were used for each treatment in these experiments. All treatments were incubated for three weeks, at 27°C temperature. The water contents were kept at field capacity during the incubation.

Organic matter destruction. Organic matter was destructed by H₂O₂. The result of the destruction was checked by the measurement of the organic – Carbon with the Walkley and Black Method (Cottenie and Verloo, 1982).

Determination of field capacity. To determine which time at field capacity will be achieved, a soil sample was subjected to an evaporation under laboratory condition.

Determination of the aggregate stability. The dry and wet sieving were carried out according to the method described by De Leenheer and De Boodt (1967).

Approximately 500 g of air dry soil (diameter less than 8 mm) was sieved on a set of sieves with mesh widths of 8, 4.76, 2.83, and 2 mm. Shake gently by hand to devide these dry aggregates into the different fractions, without breaking the aggregates. The fraction less than 2 mm is discarded, and the fractions 8 to 4.76, 4.76 to 2.83, and 2.83 to 2 mm respectively were weighed and placed in nickel cups. The fractions were brought to field capacity and incubation one night before wet sieving. The mean weight diameter of respectively the dry and the wet stable aggregates, was calculated using the following formula:

$$\Sigma \left[\frac{\text{mass \% soil} \times \frac{\text{Greatest diameter} + \text{smallest diameter}}{2}}{100} \right]$$

1

$$\text{Instability Index} = \frac{\quad}{\text{Stability Index}}$$

$$\text{The Soil Stability Quotient} = \% \text{ Aggregation} \times \text{Stability Index}$$

Determination of the bulk density. The bulk density was calculated as the ratio the mass of oven dry soil to the bulk volume of the soil (volume of soil particles plus pore spaces).

Raindrop impacts. The rainfall simulator utilizing nozzles operating under pressure has been developed, by means of which rain characteristics can be controlled with a fairly wide range. The controlables are intensity, drop size

distribution, and drop velocity distribution. The rainfall intensity was 42 mm per hour, and samples were placed under the rain for a period of 10 minutes.

Determination of water permeability of the saturated soil. The water permeability of the saturated soil was determined in accordance to the method described by Verplancke (1983). It was calculated with the following equation :

$$K_w = \frac{Q_w}{A \cdot t} \times \frac{\Delta z}{\Delta \psi_h}$$

- K_w = water permeability (cm/hour)
- Q_w = quantity of water, that flow for each measurement (ml)
- A = wide of soil surface
- t = time (hour)
- Δz = distance measured in vertical direction/thickness of soil (cm)
- $\Delta \psi_h$ = difference in hydraulic potential between two points (cm)

Soil Stability Quotient

Figure 2 showed that the stability quotients of organic matter in combination with PAM were higher than that of organic matter treatments, due to the more effectiveness of PAM in increasing the aggregate stability than that of by organic matter.

An increase of the stability quotient is established when PAM is added in combination with organic matter at the rate of 1.8%. However, the addition of higher amounts of organic matter decreased the stability quotient (Figure 2). The reason was due to PAM is partly adsorbed by the organic matter when high amounts of organic matter are present. The Fact that PAM is a long chain molecule, some links of molecules exist between the soil aggregates.

Bulk Density (BD)

Average values of bulk densities on each treatment is shown in Figure 3. A lower bulk density was observed when organic matter was added in combination with PAM. The same reason can be stated that PAM is more effective to form aggregates with diameter more than two milimeter.

Higher amounts of organic matter seems to increase bulk density, due to the low particle density of organic matter. Besides, organic matter increases the pore spaces.

RESULT AND DISCUSSION

Aggregation Percentage

The total amount of aggregates greater than 2 mm, is measured in percentage and can easily be determined using dry sieving. The aggregation percentage of the soil treated with organic matter (chiken manure) and a mixture of organic matter (chicken manure) with PAM is graphically presented in Figure 1.

From this results we can conclude that, the aggregation percentage of organic matter in combination with PAM is higher than that of organic matter, due to the more effectiveness of PAM to form aggregates. The addition of more organic matter to the soil seems to increase the aggregation percentage, however, no significant differences could be observed. The reason is probably due to during the incubation period was not sufficiently in order to a reaction of organic matter with the soil (Khaled, 1982).

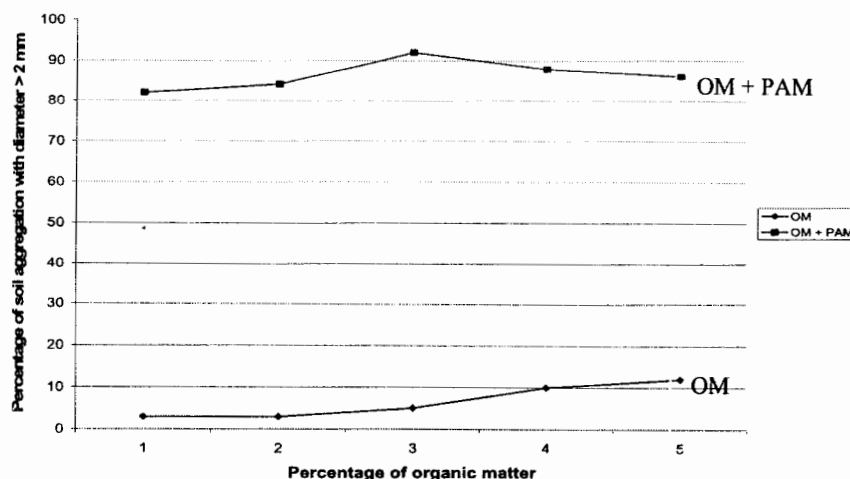


Figure 1. Changes of soil aggregation through the use of organic matter/Chiken manure (OM), mixture of organic matter/chiken manure and PAM (OM + PAM)

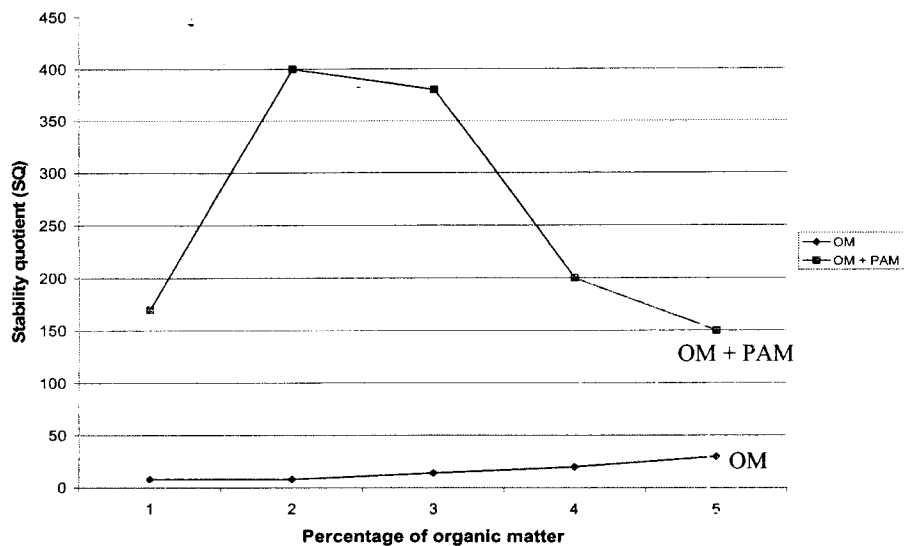


Figure 2. Changes of soil stability quotient through the use of organic matter/ chicken manure (OM), mixture of organic matter/chicken manure and PAM (OM + PAM)

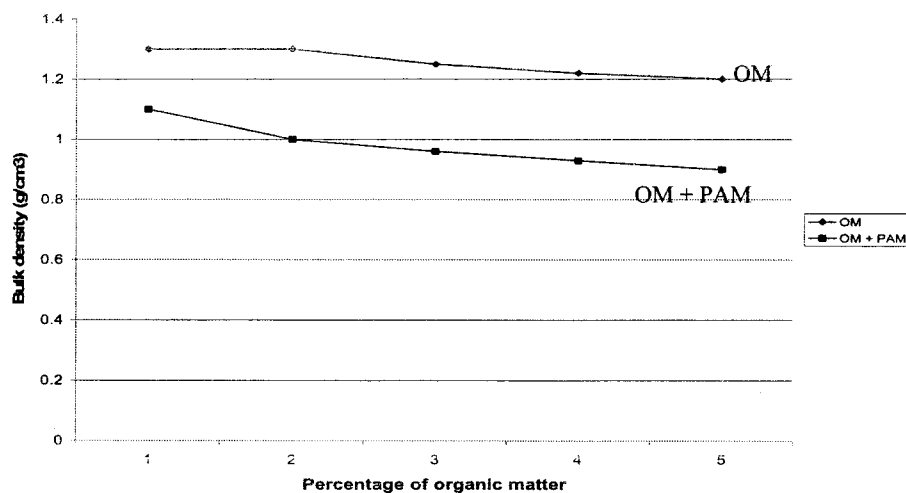


Figure 3. Changes in soil bulk density through the use of organic matter/ chicken manure (OM), mixture of organic matter/chicken manure and PAM (OM + PAM)

Permeability Rate

Figure 4 illustrates that the organic matter did not significantly influence the permeability rate. However, the combination of organic matter with PAM results in an increase on two percent of organic matter content and consequently after that a decrease of the permeability rate.

Hence, by referring to the two previous parameters, it can be concluded that the permeability rate pattern (Figure 4) shows the similar curve with that of the stability quotient (Figure 2). Consequently, the permeability rate of OM + PAM treatment was higher than OM treatment.

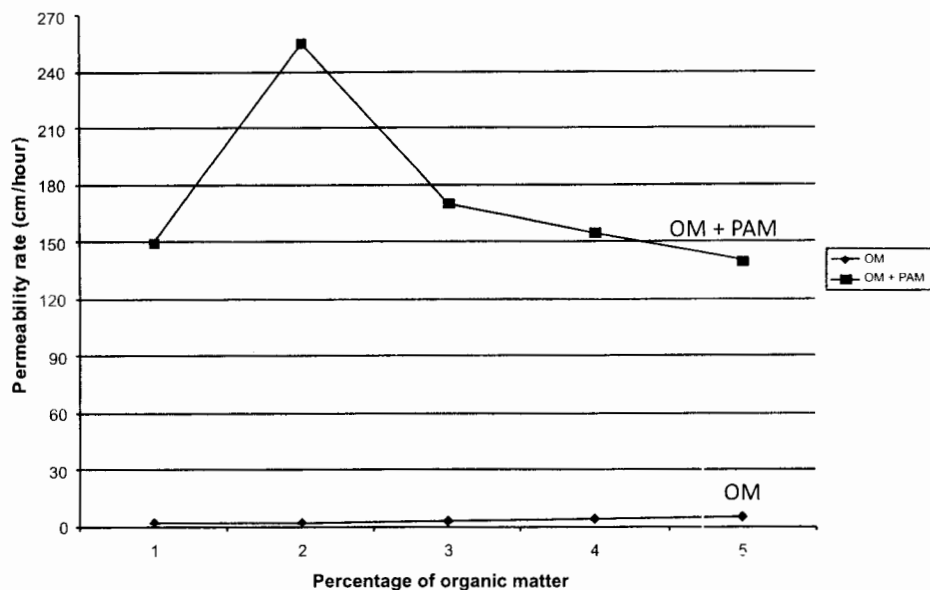


Figure 4. Changes in soil permeability rate through the use of organic matter/chicken manure (OM), mixture of organic matter/chicken manure and PAM (OM + PAM)

CONCLUSION

The preceding study and its supporting documentations support the conclusions that an incremental additions of organic matter (chicken manure) into a soil increased their aggregation percentage, soil stability, permeability rate of the soil which have been taken up immediately after the rainfall with one day drainage process. Moreover, their increments decreased the bulk density of the soil which have been taken up after having a one day drainage process.

The combined incremental additions of the organic matter with PAM were found to be more effective than only an incremental additions of organic matters, in increasing the aggregation percentage, soil stability, permeability rate from the soil with one day drainage process, but another case in decreasing the bulk density from the soil with the same process.

Based on the result of this experiment, it is suggested all treatments should be incubated in more than three weeks duration.

ACKNOWLEDGEMENT

The author wish to thank to Indonesian and Belgium Government for funding to this research.

REFERENCES

- Bryan, R. B. 1973. Surface crusts formed under simulated rainfall on Canadian soils. Conferenza tenuta il 4 April, per conto del laboratorio per la chimica del Tereno del C.V.R.
- Cottenie, A. and M. Verlbo. 1982. Soil chemistry. Rijksuniversiteit Gent, ITC for Post Graduate Soil Scientists.
- De Leenheer, L. and M. De Boodt. 1967. Aggregate stability determination by the change in mean weight diameter. In West-European methods for soil structure determination, add. by the West European working group on soil structure of the ISSC. Ghent, VI: 28.
- Khaled, E. M. N. 1982. Influence of organic matter, iron and soil conditioners on soil physical properties. Thesis. Rijksuniv. Gent. ITC for Post Graduate Soil Scientist.
- Verplancke, H. 1983. Soil physics. State Univ. Ghent, Belgium. Departement of Soil Physics.

DAFTAR ISI

Halaman

- Analisis Konversi Lahan Pertanian di Kabupaten Tangerang *Santun R.P. Sitorus, Riezkiiana Putri dan Dyah R. Panuju* 41 - 48
- Peran Dan Koordinasi Lembaga Lintas Sektoral Dalam Konservasi Sumberdaya Air (studi Kasus Das Gumbasa Kabupaten Donggala Provinsi Sulawesi Tengah) *Muh. Ansar, Suria Darma Tarigan, Dwi Putro Tejo Baskoro* 49 - 57
- Phosphorus Sorption Kinetic On Acid Upland Smectitic Soil Amended With Calcium Carbonate And Calcium Silicate *Arief Hartono* 58 - 62
- Optimasi Perencanaan Penggunaan Lahan Menggunakan Sistem Informasi Geografi (SIG) dan Soil And Water Assessment Tool (SWAT) (Suatu Studi di DAS Cijalupang, Bandung, Jawa Barat) *Erna Suryani, S.D. Tarigan* 63 - 70
- Changes in Soil Physical Characteristics on the Soil Crust Process Through the Use of Chicken Manure and Polyacryle Amide Under Intense Rainfall *Oteng Haridjaja* 71 - 75
- The Status of Soil Phosphorus at Different Cropping System in Pangalengan, South Bandung *Sri Djuniwati and H.B. Pulunggono* 76 - 80