

THE PROCEEDINGS

of

**2014 International Conference
on Information, Communication
Technology and System
(ICTS)**

Department of Informatics, Faculty of Information Technology
Institut Teknologi Sepuluh Nopember (ITS)

SEPTEMBER 24TH 2014

**2014 INTERNATIONAL CONFERENCE ON INFORMATION,
COMMUNICATION TECHNOLOGY AND SYSTEM (ICTS)**

Copyright and Reprint Permission:

Abstracting is permitted with credit to the source. Libraries are permitted to photocopy beyond the limit of U.S. copyright law for private use of patrons those articles in this volume that carry a code at the bottom of the first page, provided the per-copy fee indicated in the code is paid through Copyright Clearance Center, 222 Rosewood Drive, Danvers, MA 01923. For reprint or republication permission, email to IEEE Copyrights Manager at pubs-permissions@ieee.org. All rights reserved. Copyright ©2014 by IEEE.

PROCEEDINGS OF

**2014 INTERNATIONAL CONFERENCE ON INFORMATION,
COMMUNICATION TECHNOLOGY AND SYSTEM (ICTS)**

Surabaya, September 24th, 2014

(ISSN: 2338-185X)

(ISBN: 978-1-4799-6857-2)

Organized by
Department of Informatics
Faculty of Information Technology
Institut Teknologi Sepuluh Nopember (ITS)
Surabaya, Indonesia

General Chair

Isye Arieshanti

General Co-Chair

Rizky Januar Akbar

Organizing Committee

Abdul Munif

Ridho Rahman Hariadi

Baskoro Adi Pratomo

Hudan Studiawan

Adhatus Solichah A.

Ratih Nur Esti Anggraini

Nurul Fajrin Ariyani

Wijayanti Nurul Khotimah

Erina Letivina Anggraini

Dini Adni Navastara

ISSN: 2338-185X

ISBN: 978-1-4799-6857-2

CONTACT ADDRESS

Department of Informatics

Faculty of Information Technology

Institut Teknologi Sepuluh Nopember (ITS) Surabaya

Gedung Teknik Informatika, ITS

Jalan Teknik Kimia, Kampus ITS Sukolilo, Keputih, Surabaya, Indonesia 60111

Tel. (+62)-31-5939214 Fax. (+62)-31-5913804

<http://www.if.its.ac.id/>

PROCEEDINGS OF

2014 International Conference on Information, Communication Technology and System (ICTS)

EXECUTIVE BOARD

Triyogi Yuwono

Rector

Agus Zainal Arifin

Dean of Faculty of Information Technology

Nanik Suciati

Head of Department of Informatics

Keynote Speakers

Kaoru Hirota (Tokyo Institute of Technology, Japan)

Paul Strooper (The University of Queensland, Australia)

Hiroshi Nakano (Kumamoto University, Japan)

Scientific Committee

John Batubara

Tsuyoshi Usagawa

Katsuhisa Maruyama

Pitoyo Hartono

Aniati Murni Arymurthy

Heru Suhartanto

Akira Asano

A Min Tjoa

Stephanne Bressan

Benhard Sitohang

Kai-Lung Hua

Yoshifumi Chisaki

DoHoon Lee

SungWoo Tak

Supeno Djanali

Handayani Tjandrasa

Riyanarto Sarno

Joko Lianto Buliali

Arif Djunaidy

Paul Strooper

Karen Blackmore

Ilung Pranata

Ford Lumban Gaol

Kuncoro Wastuwibowo

Zhen-Tao Liu

Dhany Arifianto

Eng. Nanik Suciati

Fei Yan

Chastine Fatichah

Royyana Muslim Ijtihadie

Tohari Ahmad

Kutilla Gunasekera

Beben Benyamin

Yong-Bin Kang

Agus Zainal Arifin

R.V. Hari Ginardi

Siti Rochimah

Waskitho Wibisono

Daniel Oranova Siahaan

Radityo Anggoro

Harco Leslie Hendric Spits Warnars

Ahmad Hoirul Basori

Tatik Maftukhah

M. Ali Ridho

Yeni Herdiyeni

Indah Agustien

Arif Muntasa

Siska Fitrianie

Sritrusta Sukaridhoto

Wisnu Ananta Kusuma

Febriliyan Samopa

Table of Contents

3-Keynote Speech

- 3-1 Kansei Information in Humans-Robots Interaction (1 - 2)
Kaoru Hirota
 - 3-2 A Model-Driven Approach to Developing and Testing Web Applications (3 - 4)
Paul Strooper
 - 3-3 The University-wide Learning-support Systems and Effective Utilization of Students Activities (5 - 6)
Hiroshi Nakano
-

A-Pattern Recognition, Intelligent Systems, Knowledge Data Discovery, Bioinformatics/Biomedical Apps, Content-Based Multimedia Retrieval, Remote Sensing, Image Processing, Big Data, Information Retrieval, Robotic, Modelling Simulation, Applied Computing

- A-1 Analysis of Sleep Deprivation Effect to Driving Performance Using Reactiontest Simulation (7 - 12)
Ika Nurlaili Isnainiyah, Febriliyan Samopa, Hatma Suryotrisongko, and Edwin Riksakomara
- A-2 Attribute Oriented Induction High Level Emerging Pattern (AOI-HEP) future research (13 - 18)
Harco Leslie Hendric Spits Warnars
- A-3 Finding Structured Data from Unstructured Data for Question Answering (19 - 24)
Dewi W. Wardani and Titik Musyarofah
- A-4 Identification of Levee Strenght for Early Warning System Using Fuzzy Logic (25 - 30)
Dwi Purnomo H., Muhammad Rivai and Kriyo Sambodho
- A-5 The Implementation of Preconcentrator in e-Nose System for Identifier Low Concentration Vapor Using Neural Network Method (31 - 36)
Eddy Lybrech Talakua and Muhammad Rivai
- A-6 Simulation of Plant Growth Manipulation Using Rule Based Inference and C4.5 Algorithm (37 - 42)
Karlina Khiyarin Nisa and Yaasiinta Cariens
- A-7 Algorithm for Respiration Estimation from 12-lead ECG Machine (43 - 46)
Pratondo Busono
- A-8 An Ontology of Indonesian Ethnomedicine (47 - 52)
Dewi W. Wardani, Sri Handina Yustianti, Umi Salamah, and Okid Parama Astirin
- A-9 Mining Decision to Discover the Relation of Rules among Decision Points in a Non-Free Choice Construct (53 - 58)
Riyanarto Sarno, Putu Linda Indita Sari, Dwi Sunaryono, Bilqis Amaliah, and Imam Mukhlash
- A-10 Analysis Maritime Weather Charachteristic Based on Result of Land Weather Fuzzy Logic Prediction in Pasuruan, Probolinggo and Situbondo (59 - 64)
Syamsul Arifin, Aulia Siti Aisjah, and Hafizh Fatah
- A-11 The Influence of k-NN Parameters on the localization accuracy of WSNs in Indoor environment (65 - 70)
Billel Bengherbia, Abdelmoughni Toubal, Aboubakre Leboukh, and Madani Amine Saidi
- A-12 A New Approach for Lossless Image Compression Using Reversible Contrast Mapping (RCM) (71 - 76)
Hendra Mesra, Handayani Tjandrasa, and Chastine Fatichah
- A-13 Spectral Reflectance Estimation Based On Leaf Digital Image Using Wiener Estimation for Sambiloto Leaf Age Prediction (77 - 80)
Yeni Herdiyeni, Nurul Azizah, and Rudi Heryanto

- A-14 Performance Comparison of Learning to Rank Algorithms for Information Retrieval (81 - 86)
Ridho Reinanda and Dwi H. Widyantoro
- A-15 Analyzing Brainwave Using Single Electroencephalographic Channel To Identify Manufacturing Supervisor Fatigue (87 - 92)
N. Andharu F.P., F. Samopa, R. P. Wibowo, H. Suryotrisongko, B. Setiawan, F. Johan, and B. Wijanarko
- A-16 Sugarcane Leaf Disease Detection and Severity Estimation Based On Segmented Spots Image (93 - 98)
Evy Kamilah Ratnasari, Mustika Mentari, Ratih Kartika Dewi, and R. V. Hari Ginardi
- A-17 Feature Extraction for Identification of Sugarcane Rust Disease (99 - 104)
Ratih Kartika Dewi and R. V. Hari Ginardi
- A-18 A New Operator in Gravitational Search Algorithm Based on The Law of Momentum (105 - 110)
R. V. Hari Ginardi and Abidatul Izzah
- A-19 Feasibility Study Of Detecting Canola Oil Adulteration With Palm Oil Using NIR Spectroscopy And Multivariate Analysis (111 - 114)
Mutia Nurulhusna Hussain, Mohd Fared Abdul Khir, Mohd Hafizulfika Hisham, and Zalhan Md Yusof
- A-20 Performing Principal Component Analysis for Numeric Characters Segmentation on Kilowatt-Hour Meter Image (115 - 118)
Shinta Puspasari
- A-21 Preliminary Study: Non cooperative Power Control Game Model for Cognitive Femtocell Network (119 - 124)
Anggun Fitriani Isnawati, Risanuri Hidayat, Selo Sulisty, and I Wayan Mustika
- A-22 Natural Indonesian Speech Synthesis by using CLUSTERGEN (125 - 130)
Evan Tysmayudanto Gunawan and Dhany Arifianto
- A-23 Rotating Shaft Crack Detection by Acoustic Emission (131 - 134)
Novitha Thenu and Dhany Arifianto
- A-24 Spectrum Analysis of EMG Signal Frequency on Gripping and Releasing Grip by Using Handgrip Tool (135 - 140)
Abd. Kholiq, Aulia M. T. Nasution, and Dhany Arifianto
- A-25 Hemorrhage Segmentation Using Mathematical Morphology and Digital Image Processing (141 - 146)
Ricky Eka Putra, Handayani Tjandrasa, and Nanik Suciati
- A-26 Non-Uniform Decimation-Free Directional Filter Bank using Histogram Analysis for Image Enhancement (147 - 152)
Naser Jawas, Agus Zainal Arifin, Arya Yudhi Wijaya, Anny Yuniarti, and Wijayanti Nurul Khotimah
-

B-Human-Computer Interaction, Multimedia Application

- B-1 Creep Offenses Evolution in Tower Defense Games using NSGA-II (153 - 158)
Ariyadi, Supeno Mardi S. N., and Mauridhi H. Purnomo
- B-2 Introduce Discipline Through Educational Game - For Children Aged 5-6 years (159 - 164)
Nia Saurina
-

C- Software Engineering, Formal Methods, E-Learning, Enterprise Information System, Risk Management, Geographic Information System

- C-1 Building a Future Farm Management Information Systems (FMIS): The Case of Australia (165 - 170)
Wahyudi Agustiono

- C-2 Bandung Towards Smart City - A Study In SMEs for Social Media Adoption and Determinant Factors (171 - 176)
Agastia Cestyakara, Kridanto Surendro
- C-3 Implementation of Information System Higher Education in Achieving Good University Governance (GUG) (177 - 182)
Muhammad Tajuddin, Endang Siti Astuti, Lalu Hamdani Husnan and Nenet Nata Sudian Jaya
- C-4 Towards an Adaptive Model to Personalise Open Learning Environments using Learning Styles (183 - 188)
Heba Fasihuddin, Geoff Skinner and Rukshan Athauda
- C-5 Information Quality Prediction Model based on Six Sigma in Biomedical Engineering (189 - 194)
Dyah Diwasasri Ratnaningtyas and Kridanto Surendro
- C-6 Public Facilities Location Search With Augmented Reality Technology in Android (195 - 198)
Gregorius Satia Budhi and Rudy Adipranata
- C-7 An Attendance Management System for Moodle using Student Identification Card and Android Device (199 - 204)
Tsuyoshi Usagawa, Yuhei Nakashima, Yoshifumi Chisaki, Takayuki Nagai and Toshihiro Kita
- C-8 Implementation of the "Flipped Classroom" Concept for a Statistics and Probabilities Course (205 - 210)
Yenni Merlin Djajalaksana
- C-9 Development and Evaluation of Online Quizzes to Enhance Learning Performance: a Survey of Student Assessment through MOODLE in Indonesian National University (211 - 216)
Sary Paturusi, Yoshifumi Chisaki and Tsuyoshi Usagawa
- C-10 Mobile Learning Interpretation for Mandarin Language Learning (217 - 222)
Yulius Hari and Darmanto
- C-11 Analysis Model of Promotion Strategies to Increase the Usage of Cloud Retail (223 - 226)
Chris Tjandra, Charles Lim, I Eng Kho, and Meis Musida

D-Distributed System, Computer Network and Architecture, Network Security, Infrastructure Systems and Services, Ubiquitous System and Infrastructure, Digital Forensic, High Performance Computing, Parallel Programming, Information Security

- D-1 A Security Extension for Securing the Feedback & Rating Values in TIDE Framework (227 - 232)
Ilung Pranata and Geoff Skinner
- D-2 Development of Distributed Honeypot Using Raspberry Pi (233 - 236)
Charles Lim, Mario Marcello, Andrew Japar, Joshua Tommy and I Eng Kho
- D-3 Forensics Analysis of USB Flash Drives in Educational Environment (237 - 242)
Charles Lim, Meily, Nicsen and Herry Ahmadi
- D-4 A Proposal of an Organizational Information Security Culture Framework (243 - 250)
Areej Alhogail and Abdulrahman Mirza
- D-5 Applying Design Science Research to Innovations at ICT-enabled Service (251 - 256)
Che-Chuan Hsu and Rua-Huan Tsaih
- D-6 Analyzing Kleptodata Process on Android Operating System (257 - 262)
Muhammad Faris Ruriawan, Yudha Purwanto, and Surya Michrandi Nasution
- D-7 Distributed Expectation Maximization in Appointment Rumor Routing in WSN (263 - 268)
Hamid Shokrzadeh, Nazanin Bazayr, Seyed Mohammad Yousefi Limanjoobi and Siavash Khorsandi
- D-8 The Performance of OCDM/WDM with Buffering Based on Shared Fiber Delay Line (269 - 274)

Omar Najah, Kamaruzzaman Seman and Khairi Abdulrahim

- D-9 Gateway Selection by Focusing Delay and Packet lost Reduction in Wireless Mesh Networks (275 - 280)
Rashno.M, Safi.S.M, Barati.H and Mirabedini.S.J
- D-10 System Monitoring LBS Motorized/Recloser For SCADA PLN APD East Java In The Electricity Network 20KV/Over Headline Medium Voltage (SUTM) Via Fiber Optic Transmission Media (281 - 286)
Muhammad Taufiq Adi, Moh Noor Al Azam and Agustinus Bimo Gumelar
- D-11 Downlink Transmit Beamforming for MU-MIMO System (287 - 290)
Subuh Pramono and Sugihartono
- D-12 Protection System of Client's Privacy on E-Health Services (291 - 296)
Mike Yuliana, Amang Sudarsono, and Isbat Uzzin Nadhori
- D-13 Processing Performance on Apache Pig, Apache Hive and MySQL Cluster (297 - 302)
Ammar Fuad, Alva Erwin, and Heru Purnomo Ipung
- D-14 Hypervisors Assessment in Education Industry: Using OpenBRR Methodology (303 - 308)
Kevin Syahlie, Kho I Eng, Charles Lim and Maulahikmah Galinium
-

Spectral Reflectance Estimation Based On Digital Leaf Image Using Wiener Estimation for Sambiloto Leaf Age Prediction

Yeni Herdiyeni, Nurul Azizah
Department of Computer Science
Faculty Mathematics and Natural Sciences
Bogor Agricultural University (IPB)
Bogor, West Java, Indonesia
yeni.herdiyeni@ipb.ac.id

Rudi Heryanto
Department of Chemistry
Faculty Mathematics and Natural Sciences
Bogor Agricultural University (IPB)
Bogor, West Java, Indonesia
rudi_heryanto@apps.ipb.ac.id

Abstract— This research proposes a new method to estimate the spectral reflectance for Sambiloto (*Andrographis paniculata*) leaf age prediction based on leaf digital image. Sambiloto is a medicinal plant containing andrographolide compounds. Wiener estimation is used to estimate spectral reflectance based on RGB values and probabilistic neural networks (PNN) is used to classify plant age. Analyses of the result showed that the number of terms in the Wiener estimation affects on the results. According to experimental result, ten terms gave the best result for spectral reflectance estimation and accuracy of leaf age prediction is 73.61%. This prediction can be used as quality marker of medicinal plants.

Keywords— Polynomial, Probabilistic Neural Network, Spectral Reflectance Estimation, Sambiloto, Wiener Estimation.

I. INTRODUCTION

According to the world health organization report, there is an estimated 65 to 80% of the world's population relying on traditional (alternative) medicine as their primary form of healthcare [1]. Quality control of medicinal plants is very important. The quality of herbal medicines has a direct impact on their safety and efficacy [2]. Determination of the quality of medicinal plants is usually done in chemical laboratory. However, it is considered unfavorable because it can damage the medicinal plant samples, the processing time is quite long, and expensive.

Age of plant can be used as a quality marker of medicinal plant [3]. Age of medicinal plants can be seen from the brightness of leaf color. Generally, younger medicinal plants have lighter leaves colored, while the age-old medicinal plant has dark-colored leaves. Spectral reflectance represents physical information of an object surface. Reflectance measurements can be calculated using a spectrophotometer. Unfortunately, the acquisition of spectral images with a spectral camera is slow and the mobility of the equipment is poor [4].

To overcome these problems, other techniques are needed to conduct quality control of medicinal plants, namely the image processing. Spectral reflectance value can be estimated based on RGB values of leaf color. Wiener estimation spectrum imaging method has been utilized by [5] to estimate

the content of the fish skin carotenoids arctic charr (*Salvelinus alpinus*) involving the reconstruction of reflectance spectra from RGB images. Research results showed that the reconstruction of reflectance spectra in frozen fish is better than fresh fish. Estimates of spectral reflectance of RGB image using Wiener Estimation methods have also been conducted by [4].

In this paper, leaf reflectance spectra of Sambiloto leaf have been investigated. Then, reflectance spectra is used to predict the age of Sambiloto leaf. The first step in our research was to find reflectance spectra using Wiener estimation. Second, predicting the leaf age of Sambiloto using probabilistic neural network.

II. WIENER ESTIMATION

The purpose of the Wiener estimation is to make estimations from low-dimensional data into high dimensional data, for example, from three-filter camera responses (RGB) into reflectance spectra. The wiener estimation is one of the conventional estimation methods which is quite simple and provides accurate estimates [5]. To estimate the reflectance spectra from the RGB can be denoted by [8]:

$$Y=XW \quad (1)$$

where X is matrix containing RGB values of the camera, Y is matrix containing spectra reflectance values, and W is transformation matrix mapping matrix X to matrix Y. Matrix W can be explicitly represented by the formula :

$$W=R_{rv}R_{vv}^{-1} \quad (2)$$

where R_{rv} and R_{vv} are correlation matrices, R_{rv} dan R_{vv} are defined as

$$R_{rv} = \langle rv^t \rangle, R_{vv} = \langle vv^t \rangle \quad (3)$$

In Eq. (3), r is an element column vector which corresponds to the reflectance spectrum of one pixel and v is an element column vector RGB.

As a result of the Wiener estimation for RGB images, we obtained the spectral images. In the Wiener estimation, there

are three terms, i.e., three, seven, and ten terms. Three types of polynomials used for leaf spectra reconstruction can be seen in Table 1.

TABLE I. TYPES OF POLYNOMIALS

Order	# Terms	Polynomial
1 st order	3	R G B
2 nd order	7	R G B R ² G ² B ² RGB
3 rd order	10	R G B R ² G ² B ² RG RB GB RGB

III. ESTIMATION MEASUREMENT

In this research we used root-mean-square error (RMSE) and Goodness of Fit Coefficient (GFC) to evaluate estimation accuracy. RMSE is calculated using equation (4).

$$RMSE = \sqrt{\frac{\sum_{i=1}^n (s(i) - \tilde{s}(i))^2}{n}} \quad (4)$$

where s is the original spectrum, \tilde{s} is reconstructed spectra and n is number of wavelength component in spectra.

We evaluated the differences between the spectrum reconstruction and the original spectrum using Goodness of Fit Coefficient (GFC). GFC value is calculated using equation (5) [6].

$$GFC = \frac{|\sum_j R_m(\lambda_j) R_r(\lambda_j)|}{(\sum_j [R_m(\lambda_j)]^2)^{1/2} (\sum_j [R_r(\lambda_j)]^2)^{1/2}} \quad (5)$$

where $R_m(\lambda_j)$ is original spectrum and $R_r(\lambda_j)$ is spectrum reconstruction. As a goodness criterion, we considered the following: $GFC \geq 0.9999$ signifies almost an exact mathematical recovering (*excellent*), $0.999 \leq GFC < 0.9999$ indicates quite good recovering (*very good*), $0.99 \leq GFC < 0.999$ represents good recovering for colorimetric purposes (*good*), dan $GFC < 0.99$ indicates *satisfactory of poor*.

IV. PROBABILISTIC NEURAL NETWORK

Probabilistic Neural Network (PNN) is a nonparametric classifiers that introduced by [7]. Probabilistic Neural Network (PNN) is a neural network that uses radial basis function (RBF). RBF is a function that is shaped like a bell that scales a nonlinear variable. The structure consists of four layers of PNN, the input layer, the layer patterns, layers, and layers of decision summation or output (Figure 1). In this research PNN is used to predict the leaf age of Sambilotto by

classifying the reflectance spectra value into three classes (1 month, 2 months and 3 months).

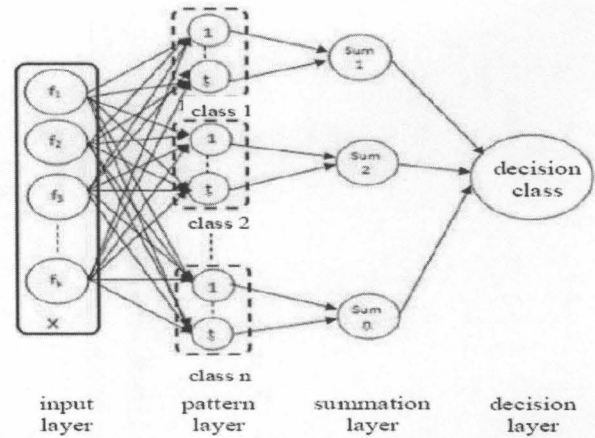


Fig 1. PNN structure

V. EXPERIMENTAL RESULT

A. Reflectance Estimation

For testing the polynomial transformation model, we used 97 standard colors, 46 species of leaf medicinal plants and 360 leaf of sambilotto as a training and test data. The images were taken from Arboretum of Biopharmaca IPB. Fig 2 show the acquisition of spectral reflectance using spectrophotometer. Spectral reflectances were measured for each leaf in the visibility range 400-700 nm. Each spectral reflectances consist of 515 values.

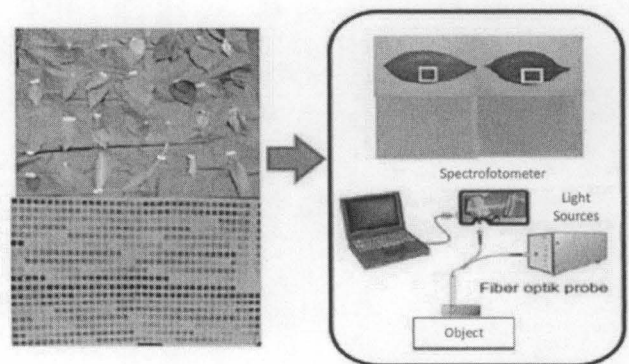


Fig 2. Acquisition of spectral reflectance using spectrophotometer

The experimental results showed that the ten terms or third order polynomial produces the best results or looks closer to the original than three and seven terms. It can be shown from RMSE and GFC value for ten terms are 13.29 and 0.96 respectively. Fig 3 shows the differences between spectrum

reconstruction and the original spectrum. Thus, this model was chosen as the best model for spectral reflectance estimation. Fig 4 showed spectral reflectance estimation for Sambiloto leaf age.

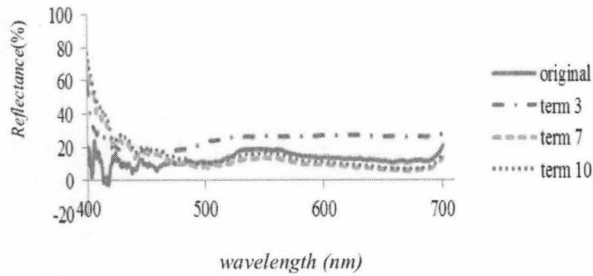


Fig 3. Spectral reflectance comparison

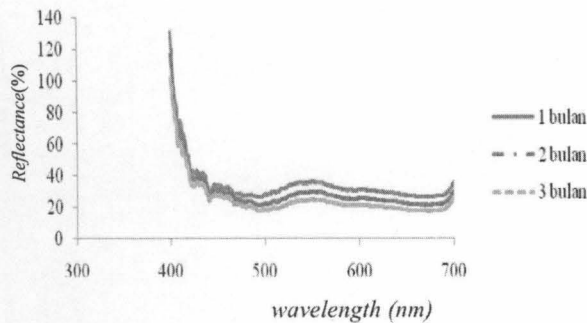


Fig 4. Spectral reflectance estimation

Analysis of spectral reflectance estimation revealed the following: the reflectance estimation of leaf for 1 month has the highest reflectance value. This is due to the facts that the young leaves containing little chemical compound, so the absorption of the younger leaf is less than the older leaf.

B. Leaf Age Prediction

We also analyzed prediction of leaf age using PNN based on the spectral reflectance estimation. For classification, the training and testing data were divided into 5-fold cross validation [9]. The number of training and test data are 288 and 72 leafs respectively. We inpu

The experimental result showed that the average accuracy are 73.61% (Table 2). The classification results are presented in confusion matrix (Table 3). It can be concluded that the spectral reflectance estimation can be used to predict leaf age of Sambiloto. The prediction of leaf age for 1 months has good accuracy. The other hand, the prediction of leaf age for 2 and 3 months often misclassified. This is caused by the estimation of spectral reflectance for 2 months and 3 months almost similar. To improve this accuracy, we can increase the number of data set.

TABLE II. ACCURACY OF CLASSIFICATION

Age (month)	Accuracy
1	95.83%
2	54.16%
3	70.83%
Average	73.61%

TABLE III. CONFUSION MATRIX OF LEAF AGE CLASSIFICATION

		Age prediction (month)			Total
		1	2	3	
Actual class (month)	1	23	1	0	24
	2	2	13	9	24
	3	0	7	17	24

VI. CONCLUSION

We propose a new method to predict leaf age of Sambiloto based on spectral reflectance estimation using Wiener Estimation and PNN. Analyses of the result showed that the number of terms in the Wiener estimation affects on the results. We analyzed that the ten terms or third order polynomial produces the best results or looks closer to the original of spectral reflectance. This model was chosen to predict leaf age of Sambiloto. The experimental result showed that the accuracy of classification is 73.61%. We can conclude that the spectral reflectance estimation can be used to predict leaf age of sambiloto.

REFERENCES

- [1] WHO. WHO: Geneva Switzerland; 1998. Quality control methods for medicinal plant materials. available at <http://whqlibdoc.who.int/publications/1998/9241545100.pdf>.
- [2] Singh SK, Jha SK, Chaudhary, Yadava RDS, Rai SB. 2010. Quality control of herbal medicines by using spectroscopic techniques and multivariate statistical analysis. *Pharmaceut Biol.* 48:134-141.
- [3] Anuradha VE, Jaleel CA, Salem MA, Gomathinayagam M, Panneerselvam R. 2010. Plant growth regulators induced changes in antioxidant potential and andrographolide content in *Andrographis paniculata* Wall. *exNees. Pesticide Biochemistry and Physiology.* 98:312-316.

- [4] Stigell P, Miyata K, Kasari MH. 2007. Wiener estimation method in estimating of spectral reflectance from RGB image. *Pattern Recognition and Image Analysis*. 17(2): 233-242. doi: 10.1134/s1054661807020101.
- [5] Shatilova Y. 2008. Color image technique in fish research [tesis]. Joensuu (FI): Departement of Computer Science. University of Joensuu.
- [6] Mansouri, A., Sliwa, T., Hardeberg, J. Y., Voisin, Y. Representation and estimation of spectral reflectances using projection on PCA and wavelet bases, *CR&A*, 33(6), 2008
- [7] Specht DF. 1990. Probabilistic neural networks. *Neural Networks*. 3:109-118
- [8] Jetsu T, Heikkinen V, Parkkinen J, Kasari MH, Martinkauppi B, Lee SD, OK HW, Kim CY. 2006. Color calibration of digital camera using polynomial transformation. In *Proceedings of CGIV2006 – 3rd European Conference on Colour in Graphics Imaging, and Vision*; 2006 Jun 19-22; Leeds. Inggris. Leeds (UK): The Society for Imaging Science and Technology. hlm 163-166.
- [9] Anguita D, Ghio A, Ridella S, Sterpi D. 2009. K-foldcross validation for error rate estimate in support vector machines. In *Proc. DMIN [internet]*. 2009 July 13-16; Las Vegas Amerika Serikat. Las Vegas (US). hlm 291-297.